


**Nebraska Diesel Emissions Mitigation Program**  
**Volkswagen Diesel Emissions Environmental Mitigation Trust for States**  
**Semiannual Report**

<b>Beneficiary</b>	Nebraska
<b>Lead Agency</b>	Nebraska Department of Environment and Energy
<b>Reporting Period</b>	July 2019 - December 2019

Summary of All Costs							
Funding Request	Purpose	VW Mitigation Funds		Recipient Match Funds		Total Project Costs Budgeted	Total Funds Expended
		Budgeted	Expended	Budgeted	Expended		
VWT2018-01	2017 DERA Program	\$ 287,242.70	\$ 287,242.70	\$ 676,128.22	\$ 713,967.98	\$ 994,402.29	\$ 1,002,210.20
VWT2018-02	2018 School Bus Rebates	\$ 1,891,527.00	\$ 1,739,848.69	\$ 2,526,044.10	\$ 2,016,402.10	\$ 4,417,571.00	\$ 3,756,250.79
VWT2018-03	2018 Transit Bus Rebates	\$ 1,255,206.00	\$ 11,494.42	\$ 2,235,165.00	\$ 0.00	\$ 3,490,371.00	\$ 11,494.42
VWT2019-04	2018 DERA Program	\$ 738,297.73	\$ 491,205.18	\$ 932,658.67	\$ 551,214.20	\$ 1,670,955.53	\$ 1,042,419.38
VWT2019-05	2019 School Bus Rebates	\$ 2,758,980.70	\$ 168,588.34	\$ 3,392,200.30	\$ 180,051.50	\$ 6,151,181.00	\$ 348,639.84
<b>TOTAL</b>		<b>\$ 6,931,254.13</b>	<b>\$ 2,698,379.33</b>	<b>\$ 9,762,196.29</b>	<b>\$ 3,461,635.78</b>	<b>\$ 16,724,480.82</b>	<b>\$ 6,161,014.63</b>

Program details on following pages. DERA Program quarterly reports for July-September 2019 and October-December 2019 are attached.

<p>The information in this report is true and correct and submission is made under penalty of perjury.</p>	 Nebraska Dept. of Environmental Quality Signature Kara L. Valentine	<p>January 28, 2020          Date</p>
--	--	---

**Nebraska Diesel Emissions Mitigation Program  
Semiannual Report, July 2019 - December 2019**

<b>Funding Request</b>	VWT2019-05
<b>Purpose</b>	2019 School Bus Rebate Program
<b>Type</b>	Advance

<b>Amount</b>	\$2,758,981.00
<b>Received</b>	11/4/2019
<b>Expected Termination Date</b>	9/31/2020

**2019 SCHOOL BUS REBATE PROGRAM:** Application period 6/1/2019 - 8/2/2019. Each selected school district scraps and replaces one diesel school bus (2009 engine model year or older). Diesel replacement: 50% rebate, maximum rebate \$42,000. Low-NOx propane replacement: 60% rebate, maximum rebate \$57,000. Projects to be completed by August 30, 2020. Rebate agreements have been signed by all parties. No modifications have been made to this Eligible Mitigation Action.

Summary of All Costs							
Recipient	VW Mitigation Funds		Recipient Match Funds		Total Project Costs Budgeted	Total Funds Expended	Status / Notes
	Budgeted	Expended	Budgeted	Expended			
Anselmo-Merna Public School	\$ 41,912.50	\$ 0.00	\$ 41,912.50	\$ 0.00	\$ 83,825.00	\$ 0.00	Pending
Bancroft-Rosalie Community Schools	\$ 42,000.00	\$ 42,000.00	\$ 51,192.00	\$ 46,250.00	\$ 93,192.00	\$88,250.00	Completed
Banner County School	\$ 40,507.50	\$ 0.00	\$ 40,507.50	\$ 0.00	\$ 81,015.00	\$ 0.00	Pending
Bayard Public Schools	\$ 42,000.00	\$ 0.00	\$ 52,399.00	\$ 0.00	\$ 94,399.00	\$ 0.00	Pending
Bellevue Public Schools	\$ 56,222.40	\$ 0.00	\$ 37,481.60	\$ 0.00	\$ 93,704.00	\$ 0.00	Pending
Bertrand Public Schools	\$ 42,000.00	\$ 0.00	\$ 49,755.00	\$ 0.00	\$ 91,755.00	\$ 0.00	Pending
Blair Community Schools	\$ 42,000.00	\$ 0.00	\$ 50,630.00	\$ 0.00	\$ 92,630.00	\$ 0.00	Pending
Brady Public Schools	\$ 40,350.00	\$ 0.00	\$ 40,350.00	\$ 0.00	\$ 80,700.00	\$ 0.00	Pending
Bridgeport Public School District	\$ 50,232.00	\$ 0.00	\$ 33,488.00	\$ 0.00	\$ 83,720.00	\$ 0.00	Pending
Cedar Catholic High School	\$ 22,475.00	\$ 0.00	\$ 67,425.00	\$ 0.00	\$ 89,900.00	\$ 0.00	Pending
Centennial Public School	\$ 57,000.00	\$ 0.00	\$ 37,105.00	\$ 0.00	\$ 94,105.00	\$ 0.00	Pending
Centura Public Schools	\$ 42,000.00	\$ 0.00	\$ 50,152.00	\$ 0.00	\$ 92,152.00	\$ 0.00	Pending
Chambers Public Schools	\$ 42,000.00	\$ 0.00	\$ 48,199.00	\$ 0.00	\$ 90,199.00	\$ 0.00	Pending
Chase County Schools	\$ 40,752.50	\$ 40,752.50	\$ 40,752.50	\$ 40,752.50	\$ 81,505.00	\$ 81,505.00	Completed
Clarkson Public Schools	\$ 42,000.00	\$ 0.00	\$ 48,718.00	\$ 0.00	\$ 90,718.00	\$ 0.00	Pending
Cozad Community Schools	\$ 42,000.00	\$ 0.00	\$ 66,799.00	\$ 0.00	\$ 108,799.00	\$ 0.00	Pending
Elba Public Schools	\$ 42,000.00	\$ 0.00	\$ 52,949.00	\$ 0.00	\$ 94,949.00	\$ 0.00	Pending
Elkhorn Valley Schools	\$ 42,000.00	\$ 0.00	\$ 64,790.00	\$ 0.00	\$ 106,790.00	\$ 0.00	Pending
Elm Creek Public Schools	\$ 42,000.00	\$ 0.00	\$ 50,599.00	\$ 0.00	\$ 92,599.00	\$ 0.00	Pending
Friend Public Schools	\$ 42,000.00	\$ 0.00	\$ 44,250.00	\$ 0.00	\$ 86,250.00	\$ 0.00	Pending
Fullerton Public Schools	\$ 42,000.00	\$ 0.00	\$ 50,299.00	\$ 0.00	\$ 92,299.00	\$ 0.00	Pending
Gretna Public Schools	\$ 42,000.00	\$ 0.00	\$ 77,232.00	\$ 0.00	\$ 119,232.00	\$ 0.00	Pending
Hastings Public Schools	\$ 42,000.00	\$ 0.00	\$ 139,650.00	\$ 0.00	\$ 181,650.00	\$ 0.00	Pending
Hemingford Public Schools	\$ 42,000.00	\$ 0.00	\$ 150,299.00	\$ 0.00	\$ 192,299.00	\$ 0.00	Pending
Hershey Public Schools	\$ 42,000.00	\$ 0.00	\$ 53,599.00	\$ 0.00	\$ 95,599.00	\$ 0.00	Pending
High Plains Community Schools	\$ 42,000.00	\$ 0.00	\$ 50,599.00	\$ 0.00	\$ 92,599.00	\$ 0.00	Pending
Humphrey Public Schools	\$ 42,000.00	\$ 0.00	\$ 53,749.00	\$ 0.00	\$ 95,749.00	\$ 0.00	Pending
Johnson County Central Public School	\$ 41,192.00	\$ 0.00	\$ 41,193.00	\$ 0.00	\$ 82,385.00	\$ 0.00	Pending
Johnson-Brock Public Schools	\$ 42,000.00	\$ 0.00	\$ 43,855.00	\$ 0.00	\$ 85,855.00	\$ 0.00	Pending
Kearney Public Schools	\$ 57,000.00	\$ 0.00	\$ 42,000.00	\$ 0.00	\$ 99,000.00	\$ 0.00	Pending
Kenesaw Public Schools	\$ 42,000.00	\$ 0.00	\$ 62,599.00	\$ 0.00	\$ 104,599.00	\$ 0.00	Pending
Lexington Public Schools	\$ 42,000.00	\$ 0.00	\$ 66,399.00	\$ 0.00	\$ 108,399.00	\$ 0.00	Pending
Maxwell Public Schools	\$ 42,000.00	\$ 0.00	\$ 50,152.00	\$ 0.00	\$ 92,152.00	\$ 0.00	Pending
Maywood Public Schools	\$ 57,000.00	\$ 0.00	\$ 60,950.00	\$ 0.00	\$ 117,950.00	\$ 0.00	Pending
McCool Junction Public Schools	\$ 57,000.00	\$ 0.00	\$ 38,699.00	\$ 0.00	\$ 95,699.00	\$ 0.00	Pending
Meridian Public Schools	\$ 42,000.00	\$ 0.00	\$ 48,300.00	\$ 0.00	\$ 90,300.00	\$ 0.00	Pending
Mid States School Bus / Thayer Central	\$ 16,375.00	\$ 0.00	\$ 49,125.00	\$ 0.00	\$ 65,500.00	\$ 0.00	Pending
Minden Public Schools	\$ 53,579.40	\$ 0.00	\$ 35,719.60	\$ 0.00	\$ 89,299.00	\$ 0.00	Pending
Morrill Public Schools	\$ 39,750.00	\$ 39,750.00	\$ 39,750.00	\$ 39,750.00	\$ 79,500.00	\$ 79,500.00	Completed
North Bend Central Public Schools	\$ 42,000.00	\$ 0.00	\$ 45,340.00	\$ 0.00	\$ 87,340.00	\$ 0.00	Pending
Ogallala Public Schools	\$ 42,000.00	\$ 0.00	\$ 50,899.00	\$ 0.00	\$ 92,899.00	\$ 0.00	Pending
Ord Public Schools	\$ 42,000.00	\$ 0.00	\$ 131,999.00	\$ 0.00	\$ 173,999.00	\$ 0.00	Pending
Overton Public Schools	\$ 57,000.00	\$ 0.00	\$ 38,495.00	\$ 0.00	\$ 95,495.00	\$ 0.00	Pending
Palmyra Schools	\$ 42,000.00	\$ 0.00	\$ 48,599.00	\$ 0.00	\$ 90,599.00	\$ 0.00	Pending
Paxton Consolidated Schools	\$ 42,000.00	\$ 0.00	\$ 121,669.00	\$ 0.00	\$ 163,669.00	\$ 0.00	Pending
Pleasanton PS	\$ 52,793.40	\$ 0.00	\$ 35,195.60	\$ 0.00	\$ 87,989.00	\$ 0.00	Pending
Ralston Public Schools	\$ 42,000.00	\$ 0.00	\$ 55,875.00	\$ 0.00	\$ 97,875.00	\$ 0.00	Pending
Randolph Public Schools	\$ 54,839.00	\$ 0.00	\$ 36,560.00	\$ 0.00	\$ 91,399.00	\$ 0.00	Pending
Ravenna Public Schools	\$ 42,000.00	\$ 0.00	\$ 54,815.00	\$ 0.00	\$ 96,815.00	\$ 0.00	Pending
Raymond Central Public Schools	\$ 42,000.00	\$ 0.00	\$ 53,299.00	\$ 0.00	\$ 95,299.00	\$ 0.00	Pending
Seward School District	\$ 42,000.00	\$ 0.00	\$ 43,820.00	\$ 0.00	\$ 85,820.00	\$ 0.00	Pending
Shelby-Rising City Public Schools	\$ 42,000.00	\$ 0.00	\$ 44,055.00	\$ 0.00	\$ 86,055.00	\$ 0.00	Pending
Shickley Public Schools	\$ 42,000.00	\$ 0.00	\$ 53,299.00	\$ 0.00	\$ 95,299.00	\$ 0.00	Pending
Silver Lake Public Schools	\$ 42,000.00	\$ 0.00	\$ 46,399.00	\$ 0.00	\$ 88,399.00	\$ 0.00	Pending
Southern Public Schools	\$ 42,000.00	\$ 42,000.00	\$ 51,299.00	\$ 53,299.00	\$ 93,299.00	\$ 95,299.00	Completed
St Paul Public School	\$ 42,000.00	\$ 0.00	\$ 52,960.00	\$ 0.00	\$ 94,960.00	\$ 0.00	Pending
Stapleton Public Schools	\$ 42,000.00	\$ 0.00	\$ 60,680.00	\$ 0.00	\$ 102,680.00	\$ 0.00	Pending
Tri County Public Schools	\$ 42,000.00	\$ 0.00	\$ 43,472.00	\$ 0.00	\$ 85,472.00	\$ 0.00	Pending
Twin River Public Schools	\$ 57,000.00	\$ 0.00	\$ 40,500.00	\$ 0.00	\$ 97,500.00	\$ 0.00	Pending
Wahoo Public Schools	\$ 42,000.00	\$ 0.00	\$ 46,400.00	\$ 0.00	\$ 88,400.00	\$ 0.00	Pending
York Public Schools	\$ 42,000.00	\$ 0.00	\$ 64,690.00	\$ 0.00	\$ 106,690.00	\$ 0.00	Pending
Yutan Public Schools	\$ 42,000.00	\$ 0.00	\$ 48,258.00	\$ 0.00	\$ 90,258.00	\$ 0.00	Pending
<b>RECIPIENT TOTAL</b>	\$ 2,698,980.70	\$ 164,502.50	\$ 3,392,200.30	\$ 180,051.50	\$ 6,091,181.00	\$ 344,554.00	
Administrative Costs	\$ 60,000.00	\$ 4,085.84			\$ 60,000.00	\$ 4,085.84	
<b>TOTAL COSTS</b>	\$ 2,758,980.70	\$ 168,588.34	\$ 3,392,200.30	\$ 180,051.50	\$ 6,151,181.00	\$ 348,639.84	



**Nebraska Diesel Emissions Mitigation Program  
Semiannual Report, July 2019 - December 2019**

<b>Funding Request</b>	VWT2019-04	<b>Amount</b>	\$775,212.00
<b>Purpose</b>	2018 DERA Program	<b>Received</b>	6/24/2019
<b>Type</b>	Advance	<b>Expected Termination Date</b>	6/30/2020

**2018 DERA PROGRAM:** Application period 10/1/2018 – 2/22/2019. Projects to scrap and replace diesel vehicles and equipment; those funded through VW Trust Funds described and listed below. All projects to be completed by 6/30/2020. Completion date modified due to project delays caused by flooding in spring 2019 and diesel truck manufacturing delays. No other modifications have been made to this Eligible Mitigation Action.

Summary of All Costs							
Recipient	VW Mitigation Funds		Recipient Match Funds		Total Project Costs Budgeted	Total Funds Expended	Status / Notes
	Budgeted	Expended	Budgeted	Expended			
<b>DERA DIESEL REFUSE TRUCK REPLACEMENTS:</b> Replace older diesel refuse trucks by new diesel or low-NOx compressed natural gas (CNG)-fueled trucks. Diesel replacement: 25% rebate, maximum rebate \$70,000. Low NOx CNG replacement: 35% rebate, maximum rebate \$110,000.							
Gretna Sanitation 1 CNG-fueled replacement truck	\$ 110,000.00	\$0.00	\$ 224,653.00	\$0.00	\$ 334,653.00	\$0.00	Pending
Niederhaus Brothers Refuse, Inc. 1 diesel replacement truck	\$ 56,288.00	\$ 58,375.00	\$ 168,862.00	\$ 175,125.00	\$ 225,150.00	\$ 233,500.00	Completed
<b>Subtotal</b>	\$ 166,288.00	\$ 58,375.00	\$ 393,515.00	\$175,125.00	\$ 559,803.00	\$233,500.00	
<b>DERA DIESEL IRRIGATION ENGINE REPLACEMENTS:</b> Replacement by each recipient of one diesel irrigation engine with all-electric equipment. 60% rebate, maximum rebate \$20,000.							
4A Farms LLC	\$ 20,000.00	\$ 20,000.00	\$ 26,121.60	\$ 24,908.15	\$ 46,121.60	\$ 44,908.15	Completed
4P Farms	\$ 20,000.00	\$ 12,699.00	\$ 22,967.00	\$ 8,466.00	\$ 42,967.00	\$ 21,165.00	Completed
Allen, Loren	\$ 9,750.04	\$ 9,750.03	\$ 6,500.02	\$ 6,500.03	\$ 16,250.06	\$ 16,250.06	Completed
Anson Farms Inc	\$ 20,000.00	\$ 14,359.37	\$ 30,368.25	\$ 9,572.92	\$ 50,368.25	\$ 23,932.29	Completed
Beelaert, Robert	\$ 10,249.95	\$ 7,452.28	\$ 6,833.30	\$ 4,968.19	\$ 17,083.25	\$ 12,420.47	Completed
Carpenter Farms	\$ 12,101.83	\$ 10,687.52	\$ 8,067.88	\$ 7,125.02	\$ 20,169.71	\$ 17,812.54	Completed
Carpenter, Garrett	\$ 13,484.00	\$ 12,257.43	\$ 8,988.75	\$ 8,171.61	\$ 22,471.88	\$ 20,429.04	Completed
Central Agency Farms % Austin Co	\$ 20,000.00	\$ 17,709.88	\$ 14,716.73	\$ 11,806.59	\$ 34,716.73	\$ 29,516.47	Completed
Cheney Farm	\$ 9,883.76	\$ 8,748.80	\$ 6,589.17	\$ 5,832.53	\$ 16,472.93	\$ 14,581.33	Completed
Collins, Rick	\$ 7,021.00	\$0.00	\$ 4,680.66	\$0.00	\$ 11,701.66	\$0.00	Pending
Creutzberg, Mark	\$ 7,550.00	\$0.00	\$ 5,033.29	\$0.00	\$ 12,583.29	\$0.00	Pending
Danielski Harvesting & Farming LLC	\$ 17,772.08	\$ 18,406.90	\$ 11,848.05	\$ 12,271.27	\$ 29,620.13	\$ 30,678.17	Completed
Dickerson, John	\$ 9,080.40	\$ 8,156.80	\$ 6,054.27	\$ 5,437.87	\$ 15,134.67	\$ 13,594.67	Completed
Dougherty-Ruther Farm	\$ 11,150.48	\$ 10,777.80	\$ 7,433.65	\$ 7,185.20	\$ 18,584.13	\$ 17,963.00	Completed
Drayton, Terry	\$ 10,485.10	\$ 9,795.10	\$ 6,990.06	\$ 6,530.06	\$ 17,475.16	\$ 16,325.16	Completed
Dunn, William	\$ 10,611.60	\$ 10,840.10	\$ 7,074.40	\$ 7,226.73	\$ 17,686.00	\$ 18,066.83	Completed
H Corporation	\$ 20,000.00	\$ 20,000.00	\$ 26,076.29	\$ 20,000.00	\$ 46,076.29	\$ 44,095.50	Completed
JSK LLC	\$ 19,806.27	\$0.00	\$ 13,204.18	\$0.00	\$ 33,010.45	\$0.00	Pending
Kelly, Barry	\$ 9,817.76	\$ 9,817.76	\$ 6,545.17	\$ 6,545.17	\$ 16,362.93	\$ 16,362.93	Completed
Koenig, Kevin J.	\$ 10,965.38	\$ 10,722.60	\$ 7,310.25	\$ 7,148.40	\$ 18,275.63	\$ 17,871.00	Completed
Lee, Deloris A.	\$ 20,000.00	\$ 20,000.00	\$ 28,967.00	\$ 26,766.58	\$ 48,967.00	\$ 46,766.58	Completed
LT Farms, Inc.	\$ 8,179.88	\$ 8,058.08	\$ 5,453.25	\$ 5,372.05	\$ 13,633.13	\$ 13,430.13	Completed
Mueller Family Trust	\$ 15,131.40	\$ 14,722.00	\$ 10,087.60	\$ 9,898.00	\$ 25,219.00	\$ 24,620.00	Completed
O & W Dairy Farm Inc	\$ 18,592.61	\$ 11,013.88	\$ 12,395.08	\$ 7,342.58	\$ 30,987.69	\$ 18,356.46	Completed
Oberhauser, Karen	\$ 18,247.96	\$0.00	\$ 12,210.31	\$0.00	\$ 30,458.27	\$0.00	Pending
OBrien, Dale	\$ 20,000.00	\$ 20,000.00	\$ 41,045.56	\$ 37,150.00	\$ 61,045.56	\$ 57,150.00	Completed
Oertwich, Douglas	\$ 20,000.00	\$ 20,000.00	\$ 40,585.04	\$32,848.09	\$ 60,585.04	\$ 52,848.09	Completed
Pearson, Erik	\$ 13,446.88	\$ 14,345.91	\$ 8,964.58	\$ 9,563.94	\$ 22,411.46	\$ 23,909.85	Completed
Peterson, Mick	\$ 20,000.00	\$ 18,805.66	\$ 20,150.73	\$ 12,537.11	\$ 40,150.73	\$ 31,342.77	Completed
Pfeifer, Dean John	\$ 12,629.41	\$ 15,630.46	\$ 8,419.61	\$ 10,420.30	\$ 21,049.02	\$ 26,050.76	Completed
Probst, Lyle	\$ 17,232.00	\$ 17,262.12	\$ 11,488.00	\$ 20,278.09	\$ 28,720.00	\$ 37,540.21	Completed
Riley, James	\$ 17,149.20	\$0.00	\$ 11,432.80	\$0.00	\$ 28,582.00	\$0.00	Pending
Schmidt Brothers Farms	\$ 15,887.63	\$0.00	\$ 10,591.75	\$0.00	\$ 26,479.38	\$0.00	Pending
Schmidt Family Trust	\$ 17,431.47	\$0.00	\$ 11,620.98	\$0.00	\$ 29,052.45	\$0.00	Pending
SRI2 LLC	\$ 12,544.63	\$ 11,335.03	\$ 8,363.09	\$ 7,556.69	\$ 20,907.72	\$ 18,891.72	Completed
Stagemeyer, Brent M.	\$ 9,903.15	\$ 10,371.80	\$ 6,602.10	\$ 6,914.54	\$ 16,505.25	\$ 17,286.34	Completed
Stauffer Ag Enterprises	\$ 14,812.00	\$0.00	\$ 9,875.40	\$0.00	\$ 24,687.40	\$0.00	Pending
Thiele, Fred J.	\$ 11,091.86	\$ 11,091.86	\$ 7,394.58	\$ 7,394.58	\$ 18,486.44	\$ 18,486.44	Completed
Thies Farms Central LLC	\$ 20,000.00	\$ 20,000.00	\$ 40,093.24	\$ 22,350.91	\$ 60,093.24	\$ 42,350.91	Completed
<b>Subtotal</b>	\$ 572,009.73	\$424,818.17	\$ 539,143.67	\$376,089.20	\$ 1,111,152.53	\$ 805,002.87	
<b>RECIPIENT TOTAL</b>	\$ 738,297.73	\$483,193.17	\$ 932,658.67	\$551,214.20	\$ 1,670,955.53	\$ 1,038,502.87	
Administrative Costs	\$ 36,915.00	\$ 8,012.01			\$ 36,915.00	\$ 8,012.01	
<b>TOTAL COSTS</b>	\$ 775,212.73	\$ 491,205.18	\$ 932,658.67	\$551,214.20	\$ 1,707,870.53	\$ 1,042,419.38	

**Nebraska Diesel Emissions Mitigation Program  
Semiannual Report, July 2019 - December 2019**

<b>Funding Request</b>	VWT2018-03
<b>Purpose</b>	2018 Transit Bus Rebate Program
<b>Type</b>	Advance

<b>Amount</b>	\$1,255,206.00
<b>Received</b>	11/28/2018
<b>Expected Termination Date</b>	12/31/2019

**2018 TRANSIT BUS REBATE PROGRAM:** Application period 5/23/2018 to 6/8/2018. Each selected transit agency scraps and replaces two diesel transit buses (2009 engine model year or older). NDEQ reimburses up to 50% of the cost for each replacement bus up to the following limits: Lincoln StarTran, \$489,934 total reimbursement; Omaha Metro, \$734,901 total reimbursement. Projects to be completed by December 31, 2019. Agreements have been signed by both transit agencies. The project deadlines have been extended from the initial deadline of August 30, 2019 due to manufacturing delays. No other modifications have been made to this Eligible Mitigation Action.

Summary of All Costs							
Recipient	VW Mitigation Funds		Recipient Match Funds		Total Project Costs Budgeted	Total Funds Expended	Status / Notes
	Budgeted	Expended	Budgeted	Expended			
Omaha Metro	\$ 734,901.00	\$0.00	\$ 1,015,099.00	\$0.00	\$ 1,750,000.00	\$0.00	Pending
Lincoln StarTran	\$ 489,934.00	\$0.00	\$ 1,220,066.00	\$0.00	\$ 1,710,000.00	\$0.00	Pending
<b>RECIPIENT TOTAL</b>	\$ 1,224,835.00	\$0.00	\$ 2,235,165.00	\$0.00	\$ 3,460,000.00	\$0.00	
Administrative Costs	\$ 30,371.00	\$ 11,494.42			\$ 30,371.00	\$ 11,494.42	
<b>TOTAL COSTS</b>	\$ 1,255,206.00	\$ 11,494.42	\$ 2,235,165.00	\$0.00	\$ 3,490,371.00	\$ 11,494.42	

**Nebraska Diesel Emissions Mitigation Program  
Semiannual Report, July 2019 - December 2019**

<b>Funding Request</b>	VWT2018-02
<b>Purpose</b>	2018 School Bus Rebate Program
<b>Type</b>	Advance

<b>Amount</b>	\$1,891,527.00
<b>Received</b>	11/21/2018
<b>Expected Termination Date</b>	9/31/2019

**2018 SCHOOL BUS REBATE PROGRAM:** Application period 6/1/2018 - 8/3/2018. Each selected school district scraps and replaces one diesel school bus (2009 engine model year or older). Diesel replacement: 50% rebate, maximum rebate \$42,000. Low-NOx propane replacement: 60% rebate, maximum rebate \$57,000. Projects to be completed by August 30, 2019. Rebate agreements have been signed by all parties with the exception of two districts that have chosen not to proceed. No other modifications have been made to this Eligible Mitigation Action.

Summary of All Costs							
Recipient	VW Mitigation Funds		Recipient Match Funds		Total Project Costs Budgeted	Total Funds Expended	Status / Notes
	Budgeted	Expended	Budgeted	Expended			
Alma Public Schools	\$ 42,000.00	\$ 42,000.00	\$ 50,599.00	\$47,199.00	\$ 92,599.00	\$ 89,199.00	Completed
Anselmo-Merna Public School	\$ 42,000.00	\$ 42,000.00	\$ 63,405.00	\$ 54,400.00	\$ 105,405.00	\$ 96,400.00	Completed
Bayard Public Schools	\$ 42,000.00	\$ 42,000.00	\$ 47,100.00	\$ 47,100.00	\$ 89,100.00	\$ 89,100.00	Completed
Beatrice Public Schools	\$ 42,000.00	\$ 42,000.00	\$ 52,900.00	\$ 115,696.00	\$ 94,900.00	\$ 157,696.00	Completed
Bellevue Public Schools	\$ 42,000.00	\$ 42,000.00	\$ 73,890.00	\$ 73,890.00	\$ 115,890.00	\$ 115,890.00	Completed
Bertrand Public Schools	\$ 42,000.00	\$ 42,000.00	\$ 46,799.00	\$ 47,999.00	\$ 88,799.00	\$ 89,999.00	Completed
Blair Community Schools	\$ 42,000.00	\$ 42,000.00	\$ 55,859.00	\$ 48,180.00	\$ 97,859.00	\$ 90,180.00	Completed
Brady Public Schools	\$ 42,000.00	\$ 42,000.00	\$ 75,350.00	\$ 76,933.00	\$ 117,350.00	\$ 118,933.00	Completed
Bridgeport Public Schools	\$ 39,225.00	\$ 39,225.00	\$ 39,225.00	\$ 39,225.00	\$ 78,450.00	\$ 78,450.00	Completed
Centennial Public School	\$ 54,684.00	\$ 42,000.00	\$ 36,456.00	\$ 49,140.00	\$ 91,140.00	\$ 91,140.00	Completed
Cozad Community Schools	\$ 42,000.00	\$ 42,000.00	\$ 76,400.00	\$64,799.00	\$ 118,400.00	\$ 106,799.00	Completed
Elkhorn Valley Schools	\$ 42,000.00	\$41,649.50	\$ 44,878.00	\$41,649.50	\$ 86,878.00	\$ 83,299.00	Completed
Elm Creek Public Schools	\$ 42,000.00	\$ 42,000.00	\$ 46,345.00	\$ 46,345.00	\$ 88,345.00	\$ 88,345.00	Completed
Fillmore Central Schools	\$ 42,000.00	\$ 42,000.00	\$ 44,859.00	\$ 44,859.00	\$ 86,859.00	\$ 86,859.00	Completed
Fort Calhoun Community Schools	\$ 42,000.00	\$ 42,000.00	\$ 43,200.00	\$ 43,200.00	\$ 85,200.00	\$ 85,200.00	Completed
Fremont Public Schools	\$ 42,000.00	\$ 42,000.00	\$ 47,245.00	\$ 55,730.00	\$ 89,245.00	\$ 97,730.00	Completed
Giltner Public Schools	\$ 42,000.00	\$ 42,000.00	\$ 46,250.00	\$ 44,599.00	\$ 88,250.00	\$ 86,599.00	Completed
Gordon-Rushville Public Schools	\$ 42,000.00	\$ 42,000.00	\$ 52,920.00	\$ 53,820.00	\$ 94,920.00	\$ 95,820.00	Completed
Hampton Public School	\$ 42,000.00	\$ 42,000.00	\$ 114,900.00	\$ 69,606.00	\$ 156,900.00	\$ 111,606.00	Completed
Hartington-Newcastle Public Schools	\$ 40,437.50	\$ 40,187.50	\$ 40,437.50	\$ 40,187.50	\$ 80,875.00	\$ 80,375.00	Completed
Hastings Public Schools	\$ 42,000.00	\$0.00	\$ 121,350.00	\$0.00	\$ 163,350.00	\$0.00	Withdrawn
Heartland Schools	\$ 40,619.50	\$ 40,350.00	\$ 40,619.50	\$ 40,350.00	\$ 81,239.00	\$ 80,700.00	Completed
HTRS Public Schools	\$ 42,000.00	\$ 42,000.00	\$ 42,670.00	\$ 42,670.00	\$ 84,670.00	\$ 84,670.00	Completed
Kearney Public Schools	\$ 57,000.00	\$ 57,000.00	\$ 69,850.00	\$64,650.00	\$ 126,850.00	\$121,650.00	Completed
Lewiston Consolidated Schools	\$ 42,000.00	\$ 42,000.00	\$ 44,500.00	\$ 44,000.00	\$ 86,500.00	\$ 86,000.00	Completed
Lexington Public Schools	\$ 42,000.00	\$ 42,000.00	\$ 65,850.00	\$ 65,650.00	\$ 107,850.00	\$ 107,650.00	Completed
Loomis Public Schools	\$ 55,890.00	\$ 55,890.00	\$ 37,260.00	\$ 37,260.00	\$ 93,150.00	\$ 93,150.00	Completed
Louisville Public School District #32	\$ 41,743.00	\$ 41,743.00	\$ 41,742.00	\$ 41,742.00	\$ 83,485.00	\$ 83,485.00	Completed
Neligh-Oakdale Public Schools	\$ 41,742.50	\$ 41,742.50	\$ 41,742.50	\$ 41,742.50	\$ 83,485.00	\$ 83,485.00	Completed
North Bend Central Public Schools	\$ 42,000.00	\$ 42,000.00	\$ 43,000.00	\$ 45,340.00	\$ 85,000.00	\$ 87,340.00	Completed
Ogallala Public Schools	\$ 42,000.00	\$ 41,125.00	\$ 42,250.00	\$ 41,125.00	\$ 84,250.00	\$ 82,250.00	Completed
Osmond Community Schools	\$ 41,896.00	\$ 41,794.00	\$ 41,896.00	\$ 41,793.00	\$ 83,792.00	\$ 83,587.00	Completed
Overton Public Schools	\$ 42,000.00	\$ 42,000.00	\$ 42,980.00	\$ 42,980.00	\$ 84,980.00	\$ 84,980.00	Completed
Paxton Consolidated Schools	\$ 39,605.00	\$42,000.00	\$ 39,605.00	\$43,999.00	\$ 79,210.00	\$85,999.00	Completed
Ravenna Public Schools	\$ 42,000.00	\$ 42,000.00	\$ 50,850.00	\$ 54,815.00	\$ 92,850.00	\$ 96,815.00	Completed
Seward School District	\$ 41,510.00	\$ 41,510.00	\$ 41,510.00	\$ 41,510.00	\$ 83,020.00	\$ 83,020.00	Completed
South Sioux City Community Schools	\$ 42,000.00	\$0.00	\$ 396,600.00	\$0.00	\$ 438,600.00	\$0.00	Withdrawn
Stanton Community Schools	\$ 41,575.00	\$ 41,175.00	\$ 41,575.00	\$ 41,175.00	\$ 83,150.00	\$ 82,350.00	Completed
Stapleton Public Schools	\$ 47,819.40	\$ 46,259.40	\$ 31,879.60	\$ 30,839.60	\$ 79,699.00	\$ 77,099.00	Completed
Tri County Public Schools	\$ 41,707.00	\$ 42,000.00	\$ 41,707.00	\$ 42,614.00	\$ 83,414.00	\$ 84,614.00	Completed
Wallace School District	\$ 42,000.00	\$ 42,000.00	\$ 43,840.00	\$ 43,840.00	\$ 85,840.00	\$ 85,840.00	Completed
York Public Schools	\$ 42,000.00	\$ 42,000.00	\$ 63,750.00	\$ 63,750.00	\$ 105,750.00	\$ 105,750.00	Completed
<b>RECIPIENT TOTAL</b>	\$ 1,801,453.90	\$ 1,703,650.90	\$ 2,526,044.10	\$ 2,016,402.10	\$ 4,327,498.00	\$ 3,720,053.00	
Administrative Costs	\$ 90,073.00	\$ 36,197.79			\$ 90,073.00	\$ 36,197.79	
<b>TOTAL COSTS</b>	\$ 1,891,526.90	\$ 1,739,848.69	\$ 2,526,044.10	\$ 2,016,402.10	\$ 4,417,571.00	\$ 3,756,250.79	

**Nebraska Diesel Emissions Mitigation Program  
Semiannual Report, July 2019 - December 2019**

<b>Funding Request</b>	VWT2018-01
<b>Purpose</b>	2017 DERA Program
<b>Type</b>	Advance

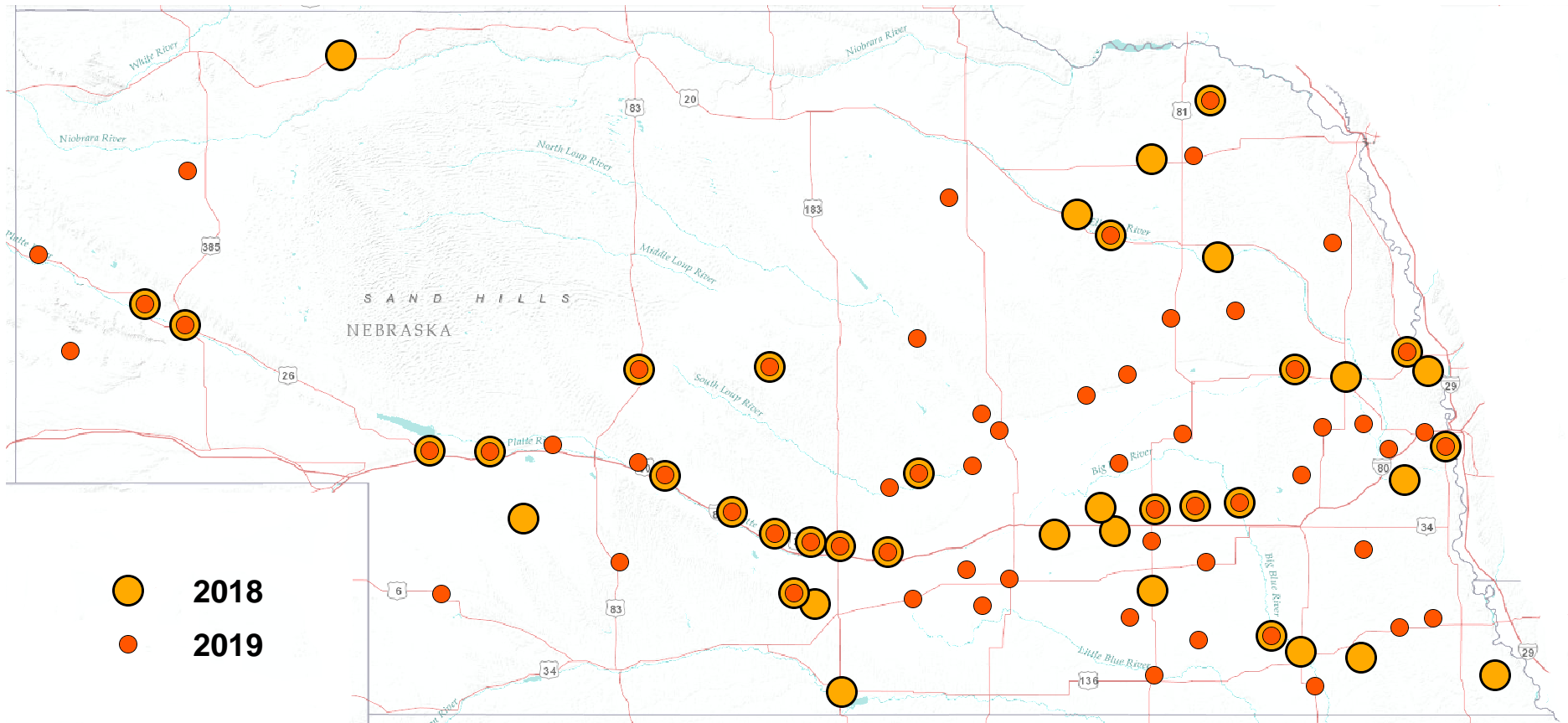
<b>Amount</b>	\$287,242.70
<b>Received</b>	8/28/2018
<b>Expected Termination Date</b>	4/30/2019

**2017 DERA PROGRAM:** Application period 10/1/2017 – 2/15/2018. Projects to scrap and replace diesel vehicles and equipment; those funded through VW Trust Funds described and listed below. All projects to be completed by 3/31/2019. No modifications have been made to this Eligible Mitigation Action.

**Summary of All Costs**

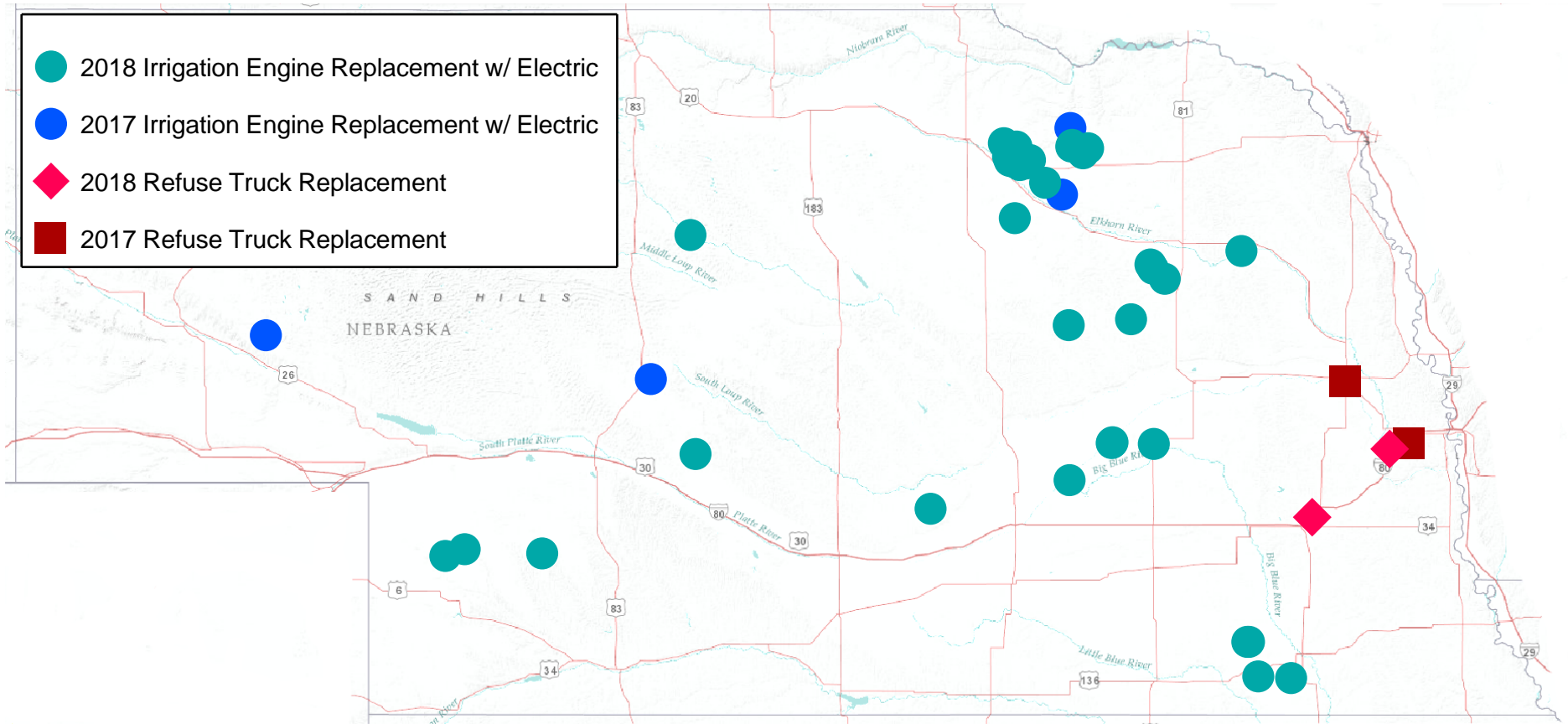
Recipient	VW Mitigation Funds		Recipient Match Funds		Total Project Costs Budgeted	Total Funds Expended	Status / Notes
	Budgeted	Expended	Budgeted	Expended			
<b>DERA DIESEL IRRIGATION ENGINE REPLACEMENTS:</b> Replacement by each recipient of one diesel irrigation engine with all-electric equipment. 60% rebate, maximum rebate \$16,200.							
Phillips, Mike	\$ 16,200.00	\$ 16,200.00	\$ 16,271.51	\$ 16,271.51	\$ 32,471.51	\$ 32,471.51	Completed
Schultz, Frederick T.	\$ 10,424.62	\$ 12,252.54	\$ 6,949.76	\$ 8,168.37	\$ 20,420.91	\$ 20,420.91	Completed
Fuchtmann, Robert	\$ 16,200.00	\$ 16,200.00	\$ 17,561.00	\$ 17,561.00	\$ 33,761.00	\$ 33,761.00	Completed
Cockerill Fertilizer	\$ 16,200.00	\$ 16,200.00	\$ 27,623.75	\$ 36,541.50	\$ 43,823.75	\$ 52,741.50	Completed
<b>Subtotal</b>	\$ 59,024.62	\$ 60,852.54	\$ 68,406.02	\$ 78,542.38	\$ 130,477.17	\$ 139,394.92	
<b>DERA DIESEL REFUSE TRUCK REPLACEMENTS:</b> Replace older diesel refuse trucks by new diesel or low-NOx compressed natural gas (CNG)-fueled trucks. Diesel replacement: 25% rebate, maximum rebate \$70,000. Low NOx CNG replacement: 35% rebate, maximum rebate \$105,000.							
S2 Rolloffs	\$ 128,718.08	\$ 128,000.00	\$ 386,154.20	\$ 397,906.00	\$ 525,905.52	\$ 525,905.52	Completed; 2 diesel trucks
Waste Connections of Nebraska dba Papillion Sanitation	\$ 70,000.00	\$ 70,000.00	\$ 221,568.00	\$ 237,519.60	\$ 308,519.60	\$ 308,519.60	Completed; 1 diesel truck
<b>Subtotal</b>	\$ 198,718.08	\$ 198,000.00	\$ 607,722.20	\$ 635,425.60	\$ 834,425.12	\$ 834,425.12	
<b>RECIPIENT TOTAL</b>	\$ 257,742.70	\$ 258,852.54	\$ 676,128.22	\$ 713,967.98	\$ 964,902.29	\$ 973,820.04	
Administrative Costs	\$ 29,500.00	\$ 28,390.16			\$ 29,500.00	\$ 28,390.16	
<b>TOTAL COSTS</b>	\$ 287,242.70	\$ 287,242.70	\$ 676,128.22	\$ 713,967.98	\$ 994,402.29	\$ 1,002,210.20	

# Locations of Schools Receiving VW-Funded School Bus Rebates





# 2017-2018 VW-Funded DERA Projects





**U. S. Environmental Protection Agency  
State Clean Diesel Grant Program - Quarterly Report**

<b>Grant Recipient</b>	<b>Nebraska Dept. of Environment and Energy</b>
<b>Grant #</b>	<b>DS-97761101</b>
<b>Reporting Period</b>	<b>Jul. 1 - Sep. 30, 2019</b>

<b>WORKPLAN BUDGET</b>	<b>FY17</b>	<b>FY18</b>
<b>Total EPA Funds Awarded</b>	\$342,301.00	\$411,884.00
<b>Total Mandatory Cost-Share</b>	\$962,000.00	\$1,301,664.00
<b>Total Voluntary Matching Funds</b>	\$228,226.00	\$490,000.00
<b>Total Project Costs</b>	\$1,532,527.00	\$2,203,548.00

	Federal Funds Expended this Reporting Period	Mandatory Cost-Share Expended this Reporting Period	Voluntary Match Expended this Reporting Period		Cumulative Federal Funds Expended	Cumulative Mandatory Cost-Share Expended	Cumulative Voluntary Match Expended	
			Mitigation Funds	Other Funds			Mitigation Funds	Other Funds
Personnel	\$2,026.07		\$2,068.41		\$27,890.75		\$32,238.43	
Fringe Benefits	\$715.73		\$730.62		\$13,815.48		\$1,671.72	
Travel					\$166.48			
Equipment								
Supplies	\$5.71				\$376.15			
Contractual								
Subawards								
Participant Support Costs (e.g., Rebates)	\$220,815.96	\$1,076,921.07	\$441,378.82		\$541,881.96	\$2,644,516.33	\$700,231.36	
Other	\$12.73		\$24.65		\$323.92		\$24.65	
Indirect Charges	\$1,013.00		\$1,028.36		\$17,950.34		\$2,282.09	
<b>TOTALS</b>	<b>\$224,589.20</b>	<b>\$1,076,921.07</b>	<b>\$445,230.86</b>	<b>\$0.00</b>	<b>\$602,405.08</b>	<b>\$2,644,516.33</b>	<b>\$736,448.25</b>	<b>\$0.00</b>

<b>Question</b>	<b>Answer</b>
What actual accomplishments occurred during the reporting period?	NDEE continued to monitor 6 refuse truck replacement projects and 42 irrigation engine electric replacement projects. Rebates were paid for 3 refuse truck projects and 31 irrigation engine projects during the quarter.  Applications and instructions for the 2019 Clean Diesel Program were also prepared.
Did you award any rebates or subawards during the reporting period? If so, list the recipients and how much funding they received.	<u>2018 Refuse Truck Replacement Rebates approved and paid (3):</u> J & J Sanitation, 1 truck, \$51,250.00 (total project cost \$205,000.00) Niederhaus Brothers Refuse, 1 truck, \$58,375.00 (total project cost \$233,500.00) S2 Rolloffs, 2 trucks, \$123,086.60 (total project cost \$493,564.32)  <u>2018 Irrigation Engine Electric Replacement Rebate approved and paid (31):</u> 4A Farms LLC, \$20,000.00 (total project cost \$44,908.15) 4P Farms, \$12,699.00 (total project cost \$21,165.00) Allen, Loren, \$9750.03 (total project cost \$16,250.06) Beelaert, Robert, \$7452.28 (total project cost \$12,420.47) Carpenter Farms, \$10,687.52 (total project cost \$17,812.54) Carpenter, Garrett, \$12,257.43 (total project cost \$20,429.04) Cheney Farm, \$8,748.80 (total project cost \$14,581.33) Danielski Harvesting, \$18,406.90 (total project cost \$14,581.33) Dickerson, John, \$8,156.80 (total project cost \$14,581.33) Dougherty-Ruther Farm, \$10,777.80 (total project cost \$17,963.00) Dunn, William Estate, \$10,840.10 (total project cost \$18,066.83) H Corporation, \$20,000.00 (total project cost \$44,095.50) Kelly, Barry, \$9,817.76 (total project cost \$16,362.93) Koenig, Kevin J., \$10,722.60 (total project cost \$17,871.00) Lee, Deloris A., \$20,000.00 (total project cost \$46,766.58) LT Farms, \$8,058.08 (total project cost \$13,430.13) Mueller Family Trust, \$14,722.00 (total project cost \$24,670.00)
	O & W Dairy Farm, \$11,013.88 (total project cost \$18,356.46) O'Brien, Dale, \$20,000.00 (total project cost \$57,150.00) Oertwich, Douglas, \$20,000.00 (total project cost \$52,848.09) Pearson, Erik, \$14,345.91 (total project cost \$23,909.85) Peterson, Mick, \$18,805.66 (total project cost \$31,342.77) Pfeifer, Dean John, \$15,630.46 (total project cost \$26,050.76) Phillips, Mike, \$16,572.59 (total project cost \$27,620.99) Probst, Lyle, \$17,262.12 (total project cost \$37,540.21) Simonson, Gordon, \$12,415.13 (total project cost \$21,107.02) SRI2 LLC, \$11,335.03 (total project cost \$18,891.72) Stagemeyer, Brent M., \$10,371.80 (total project cost \$17,616.34) Taake, Brian, \$17,491.64 (total project cost \$29,153.31) Thiele, Fred J., \$11,091.86 (total project cost \$18,486.44) Thies Farms Central LLC, \$20,000.00 (total project cost \$42,350.91)

<p>Provide a comparison of actual accomplishments with the anticipated outputs/outcomes and timelines/milestones specified in the project Work Plan.</p>	<p><b>2018 Grant Year</b>  <b>September 7, 2018:</b> NDEQ posts program information and application materials on the agency website and begins outreach to the target sectors. <b>Actual Date:</b> September 27, 2018.  <b>October 1, 2018:</b> NDEQ begins accepting rebate applications. <b>Actual Date:</b> October 1, 2018.  <b>December 7, 2018:</b> Deadline for submission of rebate applications to NDEQ. <b>Actual Date:</b> December 14, 2018. A second application period for rebates opened in January 2019 with a deadline of February 22, 2019 for irrigation engine rebates and March 8, 2019 for refuse truck rebates.  <b>December 10-14, 2018:</b> Review of rebate applications and selection of rebate recipients. <b>Actual Date:</b> Applications were reviewed as received, and NDEQ continued to work with Round 1 applicants to supply missing information throughout December and January. Round 2 applications were reviewed and selected in March 2019.  <b>December 14, 2018:</b> Notification of rebate recipients. <b>Actual Date:</b> December 18 and continuing into March as applications were completed.  <b>January 4, 2019:</b> Agreements mailed to rebate recipients. Public notification of rebate projects posted on NDEQ website. <b>Actual Date:</b> Agreements for Round 1 applicants were mailed February 1, 2019 and Round 2 agreements were mailed March 3, 2019.  <b>January 25, 2019:</b> Deadline for rebate recipients to return signed contracts to NDEQ. <b>Actual Date:</b> Signed agreements were returned on various dates in February and March. A small number of agreements are still outstanding.  <b>January 31, 2019:</b> Commence Work letters mailed to recipients. <b>Actual Date:</b> Commence Work e-mails and letters were sent as signed agreements were returned, February through April.  <b>February – August 2019:</b> Monitoring of rebate recipients for project progress, and issuance of rebates as projects are completed. <b>Actual Date:</b> Ongoing.</p>
<p>If anticipated outputs/outcomes and/or timelines/milestones are not met, why not? Did you encounter any problems during the reporting period which may interfere with meeting the project objectives?</p>	<p>Unprecedented flooding in portions of Nebraska in March, combined with shortages of equipment, delayed installation of irrigation motors and utility service line extension for 11 recipients of 2018 Diesel Irrigation Engine Rebates. Work on some of these projects may not be completed until late 2019 or early 2020.</p> <p>Two Refuse Truck Rebate Recipients (three projects) have reported that their truck manufacturer may not be able to deliver the new trucks until early 2020 due to production backlogs.</p>
<p>How do you propose to remedy any problems? Identify how and the date you will get back on course to meet the anticipated outputs/outcomes and/or timelines/milestones specified in the project work plan.</p>	<p>Because of the expected project delays noted above, NDEQ requested and received approval from EPA Region 7 to extend affected 2018 DERA Grant projects to March 31, 2020 or beyond, as needed. NDEQ has provided extended project agreements to these parties when expected completion dates can be determined. Irrigation Engine Rebate recipients have been advised to complete the equipment purchase, site preparation, and local electrical work as soon as possible so that work can be completed quickly when their electric utility is able to provide service to the irrigation well site.</p>
<p>If any cost-shares are reported for this Reporting Period in Table 1 above, identify the source of the funds.</p>	<p>Mandatory cost-share funds were provided by the rebate recipients for their projects.</p>
<p>Was any program income generated during the reporting period? Identify amount of program income, how it was generated, and how the program income was/will be used.</p>	<p>Program income of \$3,412.45 was reported during the quarter.</p>
<p>Did any public relations events regarding this grant take place during the reporting period?</p>	<p>No public relations events took place during the quarter.</p>
<p>What is the URL for the state website listing the total number and dollar amount of subawards, rebates, or loans provided, as well as a breakdown of the technologies funded? Please also list any other state websites used for outreach related to the State DERA Grant Program.</p>	<p><a href="http://deq.ne.gov/NDEQProg.nsf/OnWeb/NCDGP">http://deq.ne.gov/NDEQProg.nsf/OnWeb/NCDGP</a></p>
<p>What project activities are planned for the next reporting period?</p>	<p>NDEE will continue to monitor the progress of 2018 projects to ensure adequate progress is being made.</p>

Table 3. Subaward Reporting Requirements	
Requirement	Response
Summaries of results of reviews of financial and programmatic reports	No subawards were made under this grant.
Summaries of findings from site visits and/or desk reviews to ensure effective subrecipient performance	
Environmental results the subrecipient achieved	
Summaries of audit findings and related pass-through entity management decisions	
Actions the pass-through entity has taken to correct deficiencies such as those specified at 2 CFR 200.331(e), 2 CFR 200.207 and the 2 CFR 200.338 Remedies for Noncompliance	

**U. S. Environmental Protection Agency  
State Clean Diesel Grant Program - Quarterly Report**

<b>Grant Recipient</b>	<b>Nebraska Dept. of Environment and Energy</b>
<b>Grant #</b>	<b>DS-97761101</b>
<b>Reporting Period</b>	<b>Oct. 1 - Dec. 31, 2019</b>

**Instructions: Complete all relevant fields in this worksheet and use the other**

<b>WORKPLAN BUDGET</b>	<b>FY17</b>	<b>FY18</b>
<b>Total EPA Funds Awarded</b>	\$342,301.00	\$411,884.00
<b>Total Mandatory Cost-Share</b>	\$962,000.00	\$1,301,664.00
<b>Total Voluntary Matching Funds</b>	\$228,226.00	\$490,000.00
<b>Total Project Costs</b>	\$1,532,527.00	\$2,203,548.00

	Federal Funds Expended this Reporting Period	Mandatory Cost-Share Expended this Reporting Period	Voluntary Match Expended this Reporting Period		Cumulative Federal Funds Expended	Cumulative Mandatory Cost-Share Expended	Cumulative Voluntary Match Expended	
			Mitigation Funds	Other Funds			Mitigation Funds	Other Funds
Personnel	\$1,999.46		\$440.51		\$29,890.21		\$32,678.94	
Fringe Benefits	\$573.68		\$138.11		\$14,389.16		\$1,809.83	
Travel					\$166.48			
Equipment								
Supplies	\$36.47				\$412.62			
Contractual								
Subawards								
Participant Support Costs (e.g., Rebates)	\$40,405.55	\$149,126.24	\$41,864.35		\$582,287.51	\$2,793,642.57	\$742,095.71	
Other					\$323.92		\$24.65	
Indirect Charges	\$893.65		\$438.35		\$18,843.99		\$2,720.44	
<b>TOTALS</b>	<b>\$43,908.81</b>	<b>\$149,126.24</b>	<b>\$42,881.32</b>	<b>\$0.00</b>	<b>\$646,313.89</b>	<b>\$2,793,642.57</b>	<b>\$779,329.57</b>	<b>\$0.00</b>

<b>Question</b>	<b>Answer</b>
What actual accomplishments occurred during the reporting period?	NDEE continued to monitor 3 refuse truck replacement projects and 11 irrigation engine electric replacement projects. Rebates were paid for 1 refuse truck project and 3 irrigation engine projects during the quarter.
Did you award any rebates or subawards during the reporting period? If so, list the recipients and how much funding they received.	<p><b>2018 Refuse Truck Replacement Rebates approved and paid (1):</b> Soil Dynamics Composting Farm, 1 tractor truck, \$40,405.55 (total project cost \$161,622.22)</p> <p><b>2018 Irrigation Engine Electric Replacement Rebate approved and paid (3):</b> Anson Farms Inc., \$14,359.37 (total project cost \$23,932.29) Central Agency Farms, \$17,709.88 (total project cost \$29,516.47) Terry Drayton, \$9795.10 (total project cost \$16,325.16)</p>
Provide a comparison of actual accomplishments with the anticipated outputs/outcomes and timelines/milestones specified in the project Work Plan.	<p><b>2018 Grant Year</b></p> <p><b>September 7, 2018:</b> NDEE posts program information and application materials on the agency website and begins outreach to the target sectors. <b>Actual Date:</b> September 27, 2018.</p> <p><b>October 1, 2018:</b> NDEE begins accepting rebate applications. <b>Actual Date:</b> October 1, 2018.</p> <p><b>December 7, 2018:</b> Deadline for submission of rebate applications to NDEE. <b>Actual Date:</b> December 14, 2018. A second application period for rebates opened in January 2019 with a deadline of February 22, 2019 for irrigation engine rebates and March 8, 2019 for refuse truck rebates.</p> <p><b>December 10-14, 2018:</b> Review of rebate applications and selection of rebate recipients. <b>Actual Date:</b> Applications were reviewed as received, and NDEE continued to work with Round 1 applicants to supply missing information throughout December and January. Round 2 applications were reviewed and selected in March 2019.</p> <p><b>December 14, 2018:</b> Notification of rebate recipients. <b>Actual Date:</b> December 18 and continuing into March as applications were completed.</p> <p><b>January 4, 2019:</b> Agreements mailed to rebate recipients. Public notification of rebate projects posted on NDEE website. <b>Actual Date:</b> Agreements for Round 1 applicants were mailed February 1, 2019 and Round 2 agreements were mailed March 3, 2019.</p> <p><b>January 25, 2019:</b> Deadline for rebate recipients to return signed contracts to NDEE. <b>Actual Date:</b> Signed agreements were returned on various dates in February and March. A small number of agreements are still outstanding.</p> <p><b>January 31, 2019:</b> Commence Work letters mailed to recipients. <b>Actual Date:</b> Commence Work e-mails and letters were sent as signed agreements were returned, February through April.</p> <p><b>February – August 2019:</b> Monitoring of rebate recipients for project progress, and issuance of rebates as projects are completed. <b>Actual Date:</b> Ongoing.</p>
If anticipated outputs/outcomes and/or timelines/milestones are not met, why not? Did you encounter any problems during the reporting period which may interfere with meeting the project objectives?	<p>Unprecedented flooding in portions of Nebraska in March, combined with shortages of equipment, delayed installation of irrigation motors and utility service line extension for 11 recipients of 2018 Diesel Irrigation Engine Rebates. Work on some of these projects may not be completed until early to middle 2020.</p> <p>Two Refuse Truck Rebate Recipients (three projects) have reported that their truck manufacturer may not be able to deliver the new trucks until early 2020 due to production backlogs.</p>
How do you propose to remedy any problems? Identify how and the date you will get back on course to meet the anticipated outputs/outcomes and/or timelines/milestones specified in the project work plan.	Because of the expected project delays noted above, NDEE requested and received approval from EPA Region 7 to extend affected 2018 DERA Grant projects to March 31, 2020 or beyond, as needed. NDEE has provided extended project agreements to these parties when expected completion dates can be determined. Irrigation Engine Rebate recipients have been advised to complete the equipment purchase, site preparation, and local electrical work as soon as possible so that work can be completed quickly when their electric utility is able to provide service to the irrigation well site.
If any cost-shares are reported for this Reporting Period in Table 1 above, identify the source of the funds.	Mandatory cost-share funds were provided by the rebate recipients for their projects.
Was any program income generated during the reporting period? Identify amount of program income, how it was generated, and how the program income was/will be used.	Program income of \$1,250.00 was reported during the quarter.
Did any public relations events regarding this grant take place during the reporting period?	No public relations events took place during the quarter.

<p>What is the URL for the state website listing the total number and dollar amount of subawards, rebates, or loans provided, as well as a breakdown of the technologies funded? Please also list any other state websites used for outreach related to the State DERA Grant Program.</p>	<p><a href="http://deq.ne.gov/NDEQProg.nsf/OnWeb/NCDGP">http://deq.ne.gov/NDEQProg.nsf/OnWeb/NCDGP</a></p>
<p>What project activities are planned for the next reporting period?</p>	<p>NDEE will continue to monitor the progress of 2018 projects to ensure adequate progress is being made.</p>

<p align="center"><b>Table 3. Subaward Reporting Requirements</b></p>	
<p><b>Requirement</b></p>	<p><b>Response</b></p>
<p>Summaries of results of reviews of financial and programmatic reports</p>	<p>No subawards were made under this grant.</p>
<p>Summaries of findings from site visits and/or desk reviews to ensure effective subrecipient performance</p>	
<p>Environmental results the subrecipient achieved</p>	
<p>Summaries of audit findings and related pass-through entity management decisions</p>	
<p>Actions the pass-through entity has taken to correct deficiencies such as those specified at 2 CFR 200.331(e), 2 CFR 200.207 and the 2 CFR 200.338 Remedies for Noncompliance</p>	