

APPENDIX D-4
Beneficiary Eligible Mitigation Action Certification

BENEFICIARY ELIGIBLE MITIGATION ACTION CERTIFICATION

Beneficiary Muscogee (Creek) Nation (MCN)

Lead Agency Authorized to Act on Behalf of the Beneficiary MCN Office of Environmental Services
(Any authorized person with delegation of such authority to direct the Trustee delivered to the Trustee pursuant to a Delegation of Authority and Certificate of Incumbency)

Action Title:	Replace 7 Vehicles and Install 2 Electric Vehicle Charging Station
Beneficiary's Project ID:	Muscogee (Creek) Nation Project 3
Funding Request No.	<i>(sequential)</i> 3
Request Type: (select one or more)	<input type="checkbox"/> Reimbursement <input checked="" type="checkbox"/> Advance <input type="checkbox"/> Other (specify): _____
Payment to be made to: (select one or more)	<input checked="" type="checkbox"/> Beneficiary <input type="checkbox"/> Other (specify): _____
Funding Request & Direction (Attachment A)	<input checked="" type="checkbox"/> Attached to this Certification <input type="checkbox"/> To be Provided Separately

SUMMARY

Eligible Mitigation Action	<input checked="" type="checkbox"/> Appendix D-2 item (specify): <u>Action Item 1, Action Item 6, Action Item 9</u>
Action Type	<input type="checkbox"/> Item 10 - DERA Option (5.2.12) (specify and attach DERA Proposal): _____
Detailed Description of Mitigation Action Item Including Community and Air Quality Benefits (5.2.2):	
The Mitigation Action Items proposed are Action Item 1, 6 and 9 as identified in the Trust Agreement. Please see 5.2.2 Addendum for additional comments.	
Estimate of Anticipated NOx Reductions (5.2.3):	
The lifetime anticipated NOx reductions after upgrades to vehicles will be 92.7%. Please see 5.2.2 Addendum for additional comments.	
Identification of Governmental Entity Responsible for Reviewing and Auditing Expenditures of Eligible Mitigation Action Funds to Ensure Compliance with Applicable Law (5.2.7.1):	
The Muscogee (Creek) Nation Finance and Accounting Department will be accountable for ensuring compliance of expenditures within the applicable law.	
Describe how the Beneficiary will make documentation publicly available (5.2.7.2).	
Please see Addendum 5.2.7.2 for process and policies.	
Describe any cost share requirement to be placed on each NOx source proposed to be mitigated (5.2.8).	
There will be no cost share requirement on NOx sources.	
Describe how the Beneficiary complied with subparagraph 4.2.8, related to notice to U.S. Government Agencies (5.2.9).	
Tribe was not contacted by these agencies within 30 days of becoming a Beneficiary.	

If applicable, describe how the mitigation action will mitigate the impacts of NOx emissions on communities that have historically borne a disproportionate share of the adverse impacts of such emissions (5.2.10).
Not Applicable.

ATTACHMENTS
(CHECK BOX IF ATTACHED)

- | | | |
|-------------------------------------|---------------------|---|
| <input checked="" type="checkbox"/> | Attachment A | Funding Request and Direction. |
| <input checked="" type="checkbox"/> | Attachment B | Eligible Mitigation Action Management Plan Including Detailed Budget and Implementation and Expenditures Timeline (5.2.4). |
| <input checked="" type="checkbox"/> | Attachment C | Detailed Plan for Reporting on Eligible Mitigation Action Implementation (5.2.11). |
| <input checked="" type="checkbox"/> | Attachment D | Detailed cost estimates from selected or potential vendors for each proposed expenditure exceeding \$25,000 (5.2.6). [Attach only if project involves vendor expenditures exceeding \$25,000.] |
| <input type="checkbox"/> | Attachment E | DERA Option (5.2.12). [Attach only if using DERA option.] |
| <input type="checkbox"/> | Attachment F | Attachment specifying amount of requested funding to be debited against each beneficiary's allocation (5.2.13). [Attach only if this is a joint application involving multiple beneficiaries.] |

CERTIFICATIONS

By submitting this application, the Lead Agency makes the following certifications:

1. This application is submitted on behalf of Beneficiary Muscogee (Creek) Nation, and the person executing this certification has authority to make this certification on behalf of the Lead Agency and Beneficiary, pursuant to the Certification for Beneficiary Status filed with the Court.
2. Beneficiary requests and directs that the Trustee make the payments described in this application and Attachment A to this Form.
3. This application contains all information and certifications required by Paragraph 5.2 of the Trust Agreement, and the Trustee may rely on this application, Attachment A, and related certifications in making disbursements of trust funds for the aforementioned Project ID.
4. Any vendors were or will be selected in accordance with a jurisdiction's public contracting law as applicable. (5.2.5)
5. Beneficiary will maintain and make publicly available all documentation submitted in

support of this funding request and all records supporting all expenditures of eligible mitigation action funds subject to applicable laws governing the publication of confidential business information and personally identifiable information. (5.2.7.2)

DATED: 8/27/20

Jennifer Reyher, Environmental Specialist

[NAME]

[TITLE]

SIGNATURE: 

Muscogee (Creek) Nation Office of Environmental Services

[LEAD AGENCY]

for

Muscogee (Creek) Nation

[BENEFICIARY]

[SAMPLE ATTACHMENT B - USE OF THIS FORMAT IS NOT MANDATORY]

PROJECT MANAGEMENT PLAN
PROJECT SCHEDULE AND MILESTONES

Milestone	Date
Lead Agency Provides Notice of Availability of Mitigation Action Funds	06/29/2020
Project Sponsor Submits Proposal to Lead Agency	08/28/2020
Lead Agency Provides Written Approval of Project Sponsor's Proposal	09/30/2020
Lead Agency Incorporates Project Sponsor's Proposal into Mitigation Plan	09/30/2020
Trustee Acknowledges Receipt of Project Certification and Funding Direction	10/27/2020
Trustee Allocates Share of Funds for Approved Project	11/12/20
Lead Agency Directs Funding (Advance Funded Projects)	11/15/20
Project Sponsor Obtains Cost Share, Notifies or Certifies to Lead Agency	na
Project Sponsor Enters into Contracts, Purchase Orders, etc. - Start	11/15/20
Project Sponsor Enters into Contracts, Purchase Orders, etc. - Complete	11/14/22
Project Installation(s) – Start	11/15/20
Project Installation(s) – Complete	11/14/22
Project Sponsor provides detailed invoices for all claimed project costs, documentation for emission reduction estimates, required certification documents to Lead Agency to support direction to Trustee for Payment (Reimbursement, Direct-to-Vendor) or final accounting (Forward Funded Projects)	-
Lead Agency completes review and certifies payment direction to Trustee (Reimbursement)	Semi-annually
Trustee Acknowledges Receipt of Direction for Payment(s) (Advance Funded, Reimbursement)	-
Project Sponsor Certifies Project Completion	11/14/22
Lead Agency Reports Project Completion	11/14/22

PROJECT BUDGET

Period of Performance: <u>See Attachment B.2</u>				
Budget Category	Total Approved Budget	Share of Total Budget to be Funded by the Trust	Cost-Share, if applicable (Entity #1)	Cost-Share, if applicable (Entity #2)
1. Equipment Expenditure	\$	\$	\$	\$
2. Contractor Support <i>(Provide List of Approved Contractors as Attachment with approved funding ceilings)</i>	\$	\$	\$	\$
3. Subrecipient Support <i>(Provide List of Approved Subrecipients or Grant Awardees as Attachment with approved funding ceilings)</i>	\$	\$	\$	\$
4. Administrative ¹	\$	\$	\$	\$
Project Totals	\$	\$	\$	\$
Percentage	%	%	%	%

¹ Subject to Appendix D-2 15% administrative cap.

PROJECTED TRUST ALLOCATIONS:

	2017	2018	2019	2020	2021
1. Anticipated Annual Project Funding Request to be paid through the Trust	\$	\$	\$	\$ 1,692,801 ⁺	\$
2. Anticipated Annual Cost Share	\$	\$	\$	\$	\$
3. Anticipated Total Project Funding by Year (line 1 plus line 2)	\$	\$	\$	\$ 1,692,801 ⁺	\$
4. Cumulative Trustee Payments Made to Date Against Cumulative Approved Beneficiary Allocation	\$	\$	\$	\$	\$
5. Current Beneficiary Project Funding to be paid through the Trust (line 1)	\$	\$	\$	\$	\$
6. Total Funding Allocated to for Beneficiary, inclusive of Current Action by Year (line 4 plus line 5)	\$	\$	\$	\$	\$
7. Beneficiary Share of Estimated Funds Remaining in Trust	\$	\$	\$	\$	\$
8. Net Beneficiary Funds Remaining in Trust, net of cumulative Beneficiary Funding Actions (line 7 minus line 6)	\$	\$	\$	\$	\$

5.2.2 Addendum

Detailed Description of Mitigation Action Item Including Community and Air Quality Benefits (5.2.2):

The Action Items that will be applied are 1, 6, and 9. All vehicles are government owned and will be replaced with new clean diesel vehicles. There are many benefits to the community by the replacement of these vehicles one is the reduction of PM2.5. The health benefits resulting from reduced exposure to PM2.5 include the reduction of premature mortality, chronic bronchitis, asthma attacks, non-fatal heart attacks, and other health problems. These vehicles play a vital role in serving our reservation. Departments benefiting from this settlement include: Federal Roads, Facilities, Department of Housing and Department of Health. Our reservation is made up of vastly rural areas and our Tribal Nation provides services to these areas. Our Federal Roads Department builds and maintains roads over 11 counties. Our Facilities Department serves all our almost 2,000 Tribal Buildings to support maintenance and repair. Our Department of Housing supports rental properties, as well as, Tribal Citizens home maintenance. Our Department of Health supports many of our rural communities as the only medical facility. The ambulances will be used to provide lifesaving services where they may be no other options.

Estimate of Anticipated NOx Reductions (5.2.3):

Using the Environmental Protection Agencies Tool: Diesel Emissions Quantifier, it was estimated that replacing these vehicles will yield a reduction of .232 short tons of PM2.5. The Air Quality benefits include a significant reduction of NOx by replacing the following vehicles. The same tool was used to calculate the reduction of NOx through these action items. The lifetime results for NOx reductions are 8.423 short tons. That percentage equates to a 92.7% reduction by replacing these vehicles.

Action Item 1: Class 8: Local freight and port drayage trucks (eligible large trucks) will be utilized to replace the following vehicles:

- 2004 Class 8 Truck, VIN 1M2AG10C04M013356

Action Item 6: Class 4-7: local freight truck (eligible medium trucks) will be utilized to replace the following vehicles:

- 2005 Class 5 Truck, VIN 1FDAF57P55EC99090
- 2006 Class 7 Truck, VIN 3FRXF75E16V385064
- 2008 Class 6 Truck, VIN 2FZACFDJX8AZ91549
- 2007 Class 4 Truck, VIN 1FDXE45P47DA87705
- 2005 Class 4 Truck, VIN 1FDXE45P95HB43854
- 1999 Class 6 Truck, VIN 1FV3GJAC9XH966077

Action Item 9: Light Duty ZEV Supply Equipment: Electric Vehicle fast charging will be used to install electrical vehicle charging stations for public use. This Action Item will be used to install and maintain charging stations within the Muscogee (Creek) Nation Reservation. Charging stations will be installed at one location owned and maintained by the Muscogee (Creek) Nation. These stations will be available to the public and will reduce NOx emissions by increasing access and availability to EV Infrastructure to EV Owners.

5.2.7.2 Addendum

Describe how the Beneficiary will make documentation publically available (5.7.2):

Pursuant to the Volkswagen Settlement Environmental Mitigation Trust Agreement, Muscogee (Creek) Nation certifies that it maintains and makes publicly available all documentation and records; (i) submitted by Muscogee (Creek) Nation in support of each funding request; and (ii) supporting all expenditures of Trust Funds by Muscogee (Creek) Nation, each until the Termination Date of the Trust pursuant to Paragraph 6.8 of the Trust Agreement.

The documentation and records are posted on the Muscogee (Creek) Nation's public facing website: <http://mcn-nsn.gov/> to support access and limit the burden for the general public. Requests for such information can also be made in person or by submitting a request by mail. The Muscogee (Creek) Nation will exercise timeliness in providing a response to information requests and will inform individuals that it may take up to ten (10) working days for requests to be processed.

Muscogee (Creek) Nation laws and policies regarding access and distribution of information will govern the certification for publically available information. The laws and policies outline types of information deemed to be confidential and proprietary to Muscogee (Creek) Nation, its entities, businesses, and instrumentalities. The disclosure of confidential and proprietary information is prohibited.

Attachment B.2

Project Budget

Period of Performance: 06/29/2020-11/14/2022				
Budget Category	Total Approved Budget	Share of Total Budget to Be Funded by the Trust	Cost-Share, if applicable (Entity #1)	Cost-Share, if applicable (Entity #2)
1.Equipment Expenditure	\$1,427,823.36	\$1,427,823.36	N/A	N/A
2.Constructor Support	-	-		
3.Subrecipient Support	-	-		
4.Light Duty ZEV Supply Equipment	\$ 214,173.50	\$ 214,173.50		
5.Administrative	\$50,804.14	\$50,804.14		
Project Totals	\$1,692,801.00	\$1,692,801.00		
Percentage	100%	100%		

Equipment Expenditure

Action Item	VIN	Class	Mitigation Cost
1	1M2AG10C04M013356	Class 8	191,861.01
6	3FRXF75E16V385064	Class 7	151,439.35
6	2FZACFDJX8AZ91549	Class 6	157,825.69
6	1FDAF57P55EC99090	Class 5	165,785.31
6	1FDXE45P47DA87705	Class 4	334,156.00
6	1FDXE45P95HB43854	Class 4	334,156.00
6	1FV3GJAC9XH966077	Class 4	92,600
Total			\$1,427,823.36

Light Duty Zero Emissions Vehicle Supply Equipment

Action Item	Location	Cost
9	TBD	\$ 214,173.50
Total		\$ 214,173.50

Administrative Costs

A. Personnel

Project Manager **Total \$26,000.00**

The project manager will support project success through oversight and management of mitigation actions. This position will be supplied by the lead agency contact, Jennifer Reyher.

Project Manager \$25 per hour
10 hours per week
104 weeks in project period
1040 hours total

B. Fringe Benefits **Total \$14,638.00**

The cost of fringe is calculated at 56.3% of salary for full time positions.

C. Contractual Costs **Total \$0.00**

No contractual costs will be incurred through this program.

D. Mileage **Total \$1,500.00**

Travel funds will be used to travel to ZEV sites for install and oversight. Mileage may also be accrued in vehicle acquisition management and disposal.

F. Supplies **Total \$5,002.74**

Supplies will be purchased for miscellaneous project materials, outreach, and office supplies.

G. Indirect Costs **Total \$3,663.40**

The indirect cost will support costs that provide oversight and administration of tribal mitigation actions at 14.09% of the salary of the administration cost, which is our federally approved rate.

Total Costs \$50,804.14



United States Department of the Interior

OFFICE OF THE SECRETARY
Washington, DC 20240

September 15, 2020

David W. Hill, Principal Chief
Muscogee (Creek) Nation
P.O. Box 580
Okmulgee, OK 74447-0580

Dear David Hill:

Enclosed is the signed Negotiated Indirect Cost Rate Agreement that was processed by our office. If you have any questions concerning this agreement, please refer to the signature page for the name and contact number of the negotiator.

As a recipient of federal funds, the regulations require you to maintain a current indirect cost rate agreement. For provisional/final indirect cost rates, Indirect Cost Proposals should be submitted on an annual basis, and they are due within six (6) months after the close of your fiscal year. For predetermined rates and approved rate extensions, proposals are due in our office six (6) months prior to the expiration of your current rate agreement. Please note that proposals are processed on a first-in, first-out basis.

Common fiscal year end dates and proposal due dates are listed below:

Fiscal Year End Date	Proposal Due Date
September 30 th	March 31 st
December 31 st	June 30 th
June 30 th	December 31 st

Please visit our website for guidance and updates on submitting future indirect cost proposals. The website includes helpful tools such as a completeness checklist, indirect cost and lobbying certificates, sample proposals, Excel worksheet templates, and links to other websites.

Sincerely,

Craig A. Wills
Office Chief

Enclosure

cc: Self-Determination Specialist, Eastern OK Regional Office, Bureau of Indian Affairs
cc: Director, Self-Determination Services, Indian Health Services, HQE
cc: Compact Negotiator, Office of Self Governance, North West Field Office, BIA

Phone: (916) 930-3803
Fax: (916) 930-3804

Email: ICS@ibc.doi.gov
Website: <https://ibc.doi.gov/ICS/iarna>



United States Department of the Interior

OFFICE OF THE SECRETARY
Washington, DC 20240

Indian Organization Indirect Cost Negotiation Agreement

EIN: 73-0932018 (Nation)
EIN: 73-1357965 (Health)

Date: September 15, 2020

Organization:

Muscogee (Creek) Nation
P.O. Box 580
Okmulgee, OK 74447-0580

Filing Ref.:
Last Negotiation Agreement
dated April 25, 2019

The indirect cost rates contained herein is for use on grants, contracts, and other agreements with the Federal Government to which Public Law 93-638 and 2 CFR Part 200 apply subject to the limitations contained in 25 CFR 900 and Section II.A. of this agreement. The rates were negotiated by the U.S. Department of the Interior, Interior Business Center, and the subject organization in accordance with the authority contained in applicable regulations.

Section I: Rates

Type	Effective Period		Rate*	Locations	Applicable To
	From	To			
Fixed Carryforward	10/01/19	09/30/20	22.34%	All	IHS (638) Programs
Fixed Carryforward	10/01/19	09/30/20	14.09%	All	All Other Programs

*Base: Total direct salaries and wages, excluding fringe benefits. The rate applies to all programs administered by the Tribe. To determine the amount of indirect costs to be billed under this agreement, direct salaries and wages should be summed and multiplied by the rate. All other program costs, including fringe benefits associated with direct salaries and wages, should be eliminated from the calculation.

Treatment of fringe benefits: Fringe benefits applicable to direct salaries and wages are treated as direct costs; fringe benefits applicable to indirect salaries and wages are treated as indirect costs.

Section II: General

Page 1 of 2

A. **Limitations:** Use of the rate(s) contained in this agreement is subject to any applicable statutory limitations. Acceptance of the rate(s) agreed to herein is predicated upon these conditions: (1) no costs other than those incurred by the subject organization were included in its indirect cost rate proposal, (2) all such costs are the legal obligations of the grantee/contractor, (3) similar types of costs have been accorded consistent treatment, and (4) the same costs that have been treated as indirect costs have not been claimed as direct costs (for example, supplies can be charged directly to a program or activity as long as these costs are not part of the supply costs included in the indirect cost pool for central administration).

B. **Audit:** All costs (direct and indirect, federal and non-federal) are subject to audit. Adjustments to amounts resulting from audit of the cost allocation plan or indirect cost rate proposal upon which the negotiation of this agreement was based will be compensated for in a subsequent negotiation.

C. Changes: The rate(s) contained in this agreement are based on the accounting system in effect at the time the proposal was submitted. Changes in the method of accounting for costs that affect the amount of reimbursement resulting from use of the rate(s) in this agreement may require the prior approval of the cognizant agency. Failure to obtain such approval may result in subsequent audit disallowance.

D. Rate Type:

1. **Fixed Carryforward Rate:** The fixed carryforward rate is based on an estimate of costs that will be incurred during the period for which the rate applies. When the actual costs for such period have been determined, an adjustment will be made to the rate for a future period, if necessary, to compensate for the difference between the costs used to establish the fixed rate and the actual costs.

2. **Provisional/Final Rate:** Within six (6) months after year end, a final indirect cost rate proposal must be submitted based on actual costs. Billings and charges to contracts and grants must be adjusted if the final rate varies from the provisional rate. If the final rate is greater than the provisional rate and there are no funds available to cover the additional indirect costs, the organization may not recover all indirect costs. Conversely, if the final rate is less than the provisional rate, the organization will be required to pay back the difference to the funding agency.

3. **Predetermined Rate:** A predetermined rate is an indirect cost rate applicable to a specified current or future period, usually the organization's fiscal year. The rate is based on an estimate of the costs to be incurred during the period. A predetermined rate is not subject to adjustment. (Because of legal constraints, predetermined rates are not permitted for Federal contracts; they may, however, be used for grants or cooperative agreements.)

E. Rate Extension: Only final and predetermined rates may be eligible for consideration of rate extensions. Requests for rate extensions of a current rate will be reviewed on a case-by-case basis. If an extension is granted, the non-Federal entity may not request a rate review until the extension period ends. In the last year of a rate extension period, the non-Federal entity must submit a new rate proposal for the next fiscal period.

F. Agency Notification: Copies of this document may be provided to other federal offices as a means of notifying them of the agreement contained herein.

G. Record Keeping: Organizations must maintain accounting records that demonstrate that each type of cost has been treated consistently either as a direct cost or an indirect cost. Records pertaining to the costs of program administration, such as salaries, travel, and related costs, should be kept on an annual basis.

H. Reimbursement Ceilings: Grantee/contractor program agreements providing for ceilings on indirect cost rates or reimbursement amounts are subject to the ceilings stipulated in the contract or grant agreements. If the ceiling rate is higher than the negotiated rate in Section I of this agreement, the negotiated rate will be used to determine the maximum allowable indirect cost.

I. Use of Other Rates: If any federal programs are reimbursing indirect costs to this grantee/contractor by a measure other than the approved rate(s) in this agreement, the grantee/contractor should credit such costs to the affected programs, and the approved rate(s) should be used to identify the maximum amount of indirect cost allocable to these programs.

J. Other:

1. The purpose of an indirect cost rate is to facilitate the allocation and billing of indirect costs. Approval of the indirect cost rate does not mean that an organization can recover more than the actual costs of a particular program or activity.

2. Programs received or initiated by the organization subsequent to the negotiation of this agreement are subject to the approved indirect cost rate(s) if the programs receive administrative support from the indirect cost pool. It should be noted that this could result in an adjustment to a future rate.

3. Each Indian tribal government desiring reimbursement of indirect costs must submit its indirect cost proposal to our office within six (6) months after the close of the Tribe's fiscal year, unless an exception is approved.

Section III: Acceptance

Listed below are the signatures of acceptance for this agreement:

By the Indian Organization:

Muscogee (Creek) Nation

Tribal Government Agency

David W Hill /s/

Signature

David W Hill

Name (Type or Print)

PRINCIPAL CHIEF

Title

Date Sept. 15, 2020

By the Cognizant Federal Government Agency:

U.S. Department of the Interior
Interior Business Center

CRAIG WILLS /s/ Digitally signed by CRAIG WILLS
Date: 2020.09.15 15:06:59
-07'00'

Signature

Craig A. Wills

Name

Division Chief

Indirect Cost Services Division

Title

Negotiated by Marilyn P. Elgar
Telephone (916) 930-3811

Attachment C

Detailed Plan for Reporting on Eligible Mitigation Action Implementation (5.2.11)

Muscogee (Creek) Nation will report for each Eligible Mitigation Action, no later than six months after receiving its first disbursement of Trust Assets, and thereafter no later than January 30 (for the preceding six-month period of July 1 to December 31) and July 30 (for the preceding six-month period of January 1 to June 30) of each year. Muscogee (Creek) Nation shall submit to the Trustee a semiannual report describing the progress implementing each Eligible Mitigation Action during the six-month period leading up to the reporting date (including a summary of all costs expended on the Eligible Mitigation Action through the reporting date). Such reports shall include a complete description of the status (including actual or projected termination date), development, implementation, and any modification of each approved Eligible Mitigation Action. Muscogee (Creek) Nation may group multiple Eligible Mitigation Actions and multiple sub-beneficiaries into a single report. These reports shall be signed by an official with the authority to submit the report for the Muscogee (Creek) Nation and will contain an attestation that the information is true and correct and that the submission is made under penalty of perjury.

Attachment D

Action Item	VIN	Class	Mitigation Cost
1	1M2AG10C04M013356	Class 8	191,861.01
6	3FRXF75E16V385064	Class 7	151,439.35
6	2FZACFDJX8AZ91549	Class 6	157,825.69
6	1FDAF57P55EC99090	Class 5	165,785.31
6	1FDXE45P47DA87705	Class 4	334,156.00
6	1FDXE45P95HB43854	Class 4	334,156.00
6	1FV3GJAC9XH966077	Class 4	92,600
Total			\$1,427,823.36



PREMIER TRUCK GROUP OF TULSA
 5104 WEST 60TH STREET
 TULSA, OK 74107-8816

2020 FREIGHTLINER M2106

Comment: Unit is equipped with 26' Supreme box, with 2 rows of E-Track, scuff plates, reinforced front plate for forklift, dome lamp, Palfinger 3300lb tuck under lift gate.

Vehicle Details

Odometer	718
VIN	3ALACWD25LDLP0841
GVWR	Class 6 (19,501-26,000 lbs.)
Driver Seat	Air Ride
Passenger Seat	Stationary
Steering	Tilt Telescopic
Wheelbase	270
Radio	AM FM WB
Sleeper	
Sleeper Type	Daycab
Engine	
Make	Detroit
Model	DD8
HP	260
Transmission	
Make	Allison
Model	2500 RDS
Suspension	
Suspension	Air
Axle Information	
Axels	Single
RA Ratio	5.13
FA Make	Detroit
FA Weight	10,000
RA Rear Make	Detroit
RA Weight	21,000
Fuel Tank	
Fuel Type	Diesel
Left Tank	50
Right Tank	50
Wheels/Tires	
Size	75R22.5/14
Rear Tire Size	75R22.5/14
Wheels	All Steel

LP0841



\$92,600.00

Replacement Vehicle for VIN 1FDAF57P55EC99090

Jennifer Reyher

From: Bill Dowdy
Sent: Wednesday, July 15, 2020 8:30 AM
To: Jennifer Reyher
Subject: Fw: 2020 Ford F550 LT40 Hi-Ranger

A quote and specs.

From: Edel Lewis <lewisutilitytrucksales@gmail.com>
Sent: Wednesday, July 15, 2020 7:00 AM
To: Bill Dowdy <BDowdy@mcn-nsn.gov>
Subject: 2020 Ford F550 LT40 Hi-Ranger

Bill,

It was nice talking to you yesterday.
Here's a truck I'll have available in 1-2 weeks that's comparable to the truck you want to replace.
I'm waiting on my delivery price which I will get to you ASAP as I get it.
Let me know what you think.

07-15-20
Muscogee (Creek) Nation
PO Box 580
1008 E Eufaulo
Okmulgee, Ok 74447

QUOTE

2020 Ford F550 Super Duty (Painted White)
Ford 6.7: 4V OHV Power Stroke V8 Turbo Diesel, 330 Hp
84"CA
Ford TorquShift 10 Automatic transmission
Hyd Brakes
7,500 lb Front Axle, 14,706 lb Rear Axle
Factory De-Rated to 19,500 lb GWVR, Under CDL
4.88 Limited Slip Rear Axle
Electronic Transfer Case with Auto Locking Hubs
Air Conditioning
Block Heater
225/70R19.5 tires
50 Gallon Fuel Tank
Mud Flaps
Running Boards
Front Tow Hooks
AM/FM/SYNC/Bluetooth Radio

FordPass Connect 4G LTE WiFi Internet Access
SYNC 911 Assist Emergency SOS
Backup camera
Manual Windows and Door Lock
40/10/40 Split Bench Seat

Hi-Ranger LT40 Insulated Aerial Device (Painted White)

45'6" Working Height, 29.4 side-Reach

24" x 30" x 42" End-Mounted Platform Rated 400lbs

Bucket Liner and Scuff Pad

Vinyl Platform and Control cover

Safety Harness with Attached Lanyard

Hydraulic Platform Tilt at Lower Control

(1) Hyd Tool Outlet at Platform

Auxiliary Let down

"Control-Plus" One Hand, 4 Function Control

Upper Boom Rest Tie Down

Full Pressure, Open Center Hyd System

Continuous Unrestricted Worm Gear rotation

Integrated 20 Gallon Hyd Reservoir

Category "C" and Certified up to 46,000 volts

3.8 Gallon Hyd Pump

12' Custom flat Deck body (Painted Black with Non-Skid)

H-Style Outriggers Mounted behind Cab (Painted White)

(2) 44"H x 44"L x 20"D Cabinet toolboxes (Painted Black)

(2) 16"H x 88"L x 13"D Toolboxes with fold-Down Doors Mounted to Ded top (Painted Black)

Mount Orange Cone Holder to top of 61" Box

Spring Loaded Cab Guard (Painted Black)

Rear ICC Bumper with Curbside step (Painted Black)

PH15 Pintle Trailer Hitch

6-Prong Trailer Socket

(2) Wheel Chocks with Under Body Storage (Painted Black)

Lighting Kit to Meet FMVSS #108 Standards

4-Point LED Strobe Package

2.5lb ABC fire Extinguisher

Triangle Reflector Kit

Parking Brake Interlock

DOT Inspection

Dielectric Inspection

Road Tested and safety Inspected

Price \$116,000.00 Plus delivery (I have your tax exempt number on file)

Lewis Utility Truck Sales, Inc

628 N Portland St

Ridgeville, In 47380

Ph-765-857-2064

Ph-765-744-8929

Fax-765-857-2225

lewisutilitytrucksales@gmail.com

Total Control Panel

[Login](#)

To: bdowdy@mcn-nsn.gov [Remove](#) this sender from my allow list

From: lewisutilitytrucksales@gmail.com

You received this message because the sender is on your allow list.

Jennifer Reyher

From: Bill Dowdy
Sent: Wednesday, July 15, 2020 8:31 AM
To: Jennifer Reyher
Subject: Fw: 2020 Ford F550 LT40 Hi-Ranger
Attachments: IMG_0427 (For Email).JPG; ATT00001.txt; IMG_0425 (For Email).JPG; ATT00002.txt; IMG_0421 (For Email).JPG; ATT00003.txt

Pics and Delivery prices to our location

From: Edel Lewis <lewisutilitytrucksales@gmail.com>
Sent: Wednesday, July 15, 2020 7:48 AM
To: Bill Dowdy <BDowdy@mcn-nsn.gov>
Subject: 2020 Ford F550 LT40 Hi-Ranger

Bill

Good morning hope you got the quote ok.
Here's the photos I saw that never attached.
Also delivery to your location would be \$1,925.00
Let me know if you need anything else.

[Total Control Panel](#)

[Login](#)

To: bdowdy@mcn-nsn.gov [Remove](#) this sender from my allow list
From: lewisutilitytrucksales@gmail.com

You received this message because the sender is on your allow list.







7022 East 41st Street
 Tulsa, OK 74014
www.e-arc.com
 Phone: (918) 663-8100
 Fax: (918) 622-1246
 Prepared by: Bobby Perry





Proposal

DATE	8/17/2020
VALID UNTIL	9/17/2020

CUSTOMER

Customer Contact: Jennifer Reyher
 Company: Muscogee Creek Environmental
 Address: PO Box 580
 City: Okmulgee, State: OK Zip: 74447
 Phone: 918-549-2582

Pricing included:
 Basic design, printing & install
Note: Pricing could change by 10% up or down based on current market in Nov / Dec

DESCRIPTION	UNIT PRICE	QTY	TAXABLE	AMOUNT
2021 Freightliner Model M2 2000 gallon  <ul style="list-style-type: none"> Full wrap on cab Full wrap on tank 	\$6,300.00	1		6,300.00
2020 Ford F550 LT40 with bucket  <ul style="list-style-type: none"> Full wrap on cab Nothing on bed panels 	\$2,950.00	1		2,950.00
2021 Peterbilt Model 337 with Dump Body  <ul style="list-style-type: none"> Full wrap on cab Logo on side & back of dump body 	\$4,000.00	1		4,000.00
Mack Model P164R w/ Dump Body  <ul style="list-style-type: none"> Full wrap on cab Logo on side & back of dump body 	\$4,000.00	1		4,000.00

Subtotal	\$	-
Taxable	\$	-
Tax rate		8.517%
Tax due	\$	-
Other	\$	-
TOTAL	\$	17,250.00

TERMS AND CONDITIONS BELOW

Customer Acceptance (sign below):
 X _____
 Print Name: _____
 If you have any questions about this price quote, please contact us
 (918) 663-8100 | tulsa.production@e-arc.com
 Thank You For Your Business!

TERMS AND CONDITIONS


These Terms and Conditions and the Quote to which they are attached (collectively, the "Agreement") constitute the entire agreement between ARC Document Solutions, LLC ("ARC"), and the customer identified in the Quote ("Customer")

- SERVICES.** Customer agrees for ARC to perform the services and/or provide the materials and goods described in the Quote ("Services"), which is incorporated by reference. ARC will provide all management, supervision, labor, materials, tools, equipment, facilities, and elevation plans necessary to perform its obligations hereunder. Customer is responsible for providing all drawings, plans, specifications and/or other documentation reasonably required for ARC to perform the Services (collectively, "Documents"). Customer acknowledges that the installation costs set forth in the Quote include a predetermined amount of travel required to perform the Services and that change orders, construction delays, limiting on-site conditions, or other forces outside of ARC's control may result in unforeseen additional travel or costs for which Customer will be liable. ARC will promptly notify Customer of any change in the cost of the Services based on the availability of materials and ARC will not commence work until it has received Customer's written consent regarding any such increased costs and a change order is issued. The Services do not include fees and costs for de-installation and/or removal of materials installed as part of the Services.
- CHANGE ORDERS.** Customer is solely responsible for notifying ARC of any required or desired changes to the Services by submitting a written change order to ARC specifically referencing this Agreement and detailing the requested changes. ARC will promptly notify Customer of any resulting increase in the cost of the Services and ARC will not commence work under a change order until it has received Customer's written consent regarding any such cost increase. ARC's time for performing the Services will be extended as reasonably necessary to accommodate any change order and in no event will ARC be liable for any resulting time overruns.
- ELEVATION PLANS & PROOFS OF CONCEPT.** ARC will not be liable for any issues resulting from discrepancies between the Documents and the actual build environment. In the event that Customer instructs ARC to rely on Customer's dimensions and measurements rather than allowing ARC to perform a site survey to field verify such dimensions, measurements and site conditions prior to production and fabrication, Customer will be solely liable for any inaccuracies in Customer-approved elevation plans and additional expenses incurred therefrom. Customer shall provide ARC with a proof of concept upon request during the initial development and concept phase, and, if applicable, an additional proof of concept following approval of the final architectural drawings and documents.
- CUSTOMER RESPONSIBILITIES.** In addition to the responsibilities set forth above, Customer is solely responsible for: (a) the content of all Documents; (b) obtaining any licenses, permits and/or consents necessary for ARC to perform the Services; and (c) immediately notifying ARC of any material changes to the Documents which may affect the Services. ARC's ability to perform the Services will not be contingent upon ARC entering into any subcontractor or other third-party agreement. If any part of the Services are to be performed at a Customer-specified location, Customer is solely responsible for providing ARC with access to such location. Services which are part of a larger construction project will not be scheduled or performed until Customer provides ARC with the complete and most recent Documents or a hyperlink to access the Documents.
- LOW/NO VOC PAINT DISCLAIMER.** Paints with no or low amounts of volatile organic compounds ("VOC") are known to cause issues with adhesion when installing vinyl graphics using traditional methods. Accordingly, if Customer cannot meet the minimum condition required for adhering wall graphics to any surface prior to installation, ARC reserves the right to decline the installation and/or hire a qualified tradesman to bring the surface to ARC's minimum standards. Should Customer refuse to allow ARC to prime or otherwise treat such a surface, Customer will be solely responsible for any additional costs for material, labor or otherwise which ARC may incur on account of adhesion issues.
- COMPLIANCE.** Each party represents and warrants that, during the term of this Agreement, it will comply with all laws applicable to the performance of its obligations hereunder.
- FEES & PAYMENT, TAXES.** Customer will pay all fees as specified in this Agreement in U.S. Dollars. Except as otherwise provided herein, fees are non-cancellable and non-refundable. Fees for the Services are due within thirty (30) days of receipt of invoice without deduction of any kind. Any late payments will be subject to a service charge equal to 2% per month of the amount due or the maximum amount allowed by law, whichever is less. All returned checks will be assessed a fee of Fifty Dollars (\$50.00). The amounts payable to ARC are exclusive of any sales, use, excise, value added, import, business, service, goods and services, consumption, withholding or other applicable taxes, tariffs or duties ("Taxes"). Customer is solely responsible for payment of all Taxes except for any taxes based solely on ARC's net income.
- TERM & TERMINATION.** The term of this Agreement will commence upon the date that Customer signs the Quote and will continue until ARC informs Customer in writing that the Services are complete, unless sooner terminated as provided herein. Either party may terminate this Agreement for cause upon thirty (30) days' written notice (ten (10) days in the event of non-payment) to the other party of a material breach of this Agreement if such breach remains uncured at the expiration of such notice period. Except as otherwise provided herein, upon termination of this Agreement by either party, and payment by Customer for completed work, ARC will make all completed work available for Customer to pick up. Customer will not be entitled to incomplete work performed as part of the Services. Termination will not relieve Customer of the obligation to pay any fees accrued or payable to ARC prior to termination. If (a) Customer's account is thirty (30) days or more overdue or (b) Customer is in material breach of its obligations hereunder, in addition to any of its other rights or remedies, ARC reserves the right to suspend the Services, without liability to Customer or any third party, until such amounts are paid in full, including any late payment fee, or until such material breach is cured to ARC's reasonable satisfaction.
- CONFIDENTIALITY.** Both parties acknowledge that they may have access to confidential information of the other party ("Confidential Information"). Each party agrees to use Confidential Information only as necessary to fulfill their respective obligations hereunder and to hold such Confidential Information in confidence, except such disclosure as may be required by law. Each party agrees that it will treat all Confidential Information with at least the same degree of care as it accords to its own Confidential Information, but not less than reasonable care. Following termination of this Agreement, neither party will be required to maintain Confidential Information of the other party and may destroy such Confidential Information unless otherwise agreed to in writing.
- LIMITED WARRANTY.** ARC represents and warrants that the Services will be performed in a professional and workmanlike manner and materially in accordance with the Documents. This limited warranty will survive for a period of one (1) year from installation or delivery by ARC and does not cover issues or failure resulting from abuse, misuse, alteration, acts of nature or disaster, unauthorized repair or installation, or use of the Services in deviation from the Documents or this Agreement. Subject to Section 5, ARC's sole liability (and Customer's exclusive remedy) for any breach of this warranty will be, in ARC's sole discretion and at no charge to Customer, (a) to use commercially reasonable efforts to correct the reported non-conformity or, if ARC determines that is unviable, (b) to refund Customer an amount commensurate with the reported non-conformity.
- DISCLAIMER.** THE ABOVE WARRANTY IS CUSTOMER'S EXCLUSIVE WARRANTY AND REPLACES ALL OTHER WARRANTIES AND CONDITIONS, EXPRESS OR IMPLIED INCLUDING WITHOUT LIMITATION THE IMPLIED WARRANTIES OR CONDITIONS OF DESIGN, MERCHANTABILITY, FITNESS FOR A PARTICULAR PURPOSE, AND ANY WARRANTIES OF TITLE AND NON-INFRINGEMENT. EXCEPT AS PROVIDED ABOVE, CUSTOMER ACKNOWLEDGES THAT THE SERVICES ARE PROVIDED "AS IS." CUSTOMER WILL BE SOLELY RESPONSIBLE FOR DETERMINING THAT CUSTOMER'S PROPOSED USE OF THE SERVICE COMPLIES WITH APPLICABLE LAWS IN CUSTOMER'S JURISDICTION(S). If installation is not part of the Services, Customer assumes all risk of loss associated with installation upon delivery or acceptance of the Services.
- INDEMNIFICATION.** ARC will indemnify and hold Customer, its officers, directors, agents and employees harmless from and against any and all liabilities, damages, losses, expenses, claims or judgments made by third parties, including reasonable attorneys' fees (collectively "Claims"), arising out of bodily injury or death or damage to or loss of property caused by the gross negligence or willful misconduct of ARC. Customer will indemnify and hold ARC, its officers, directors, agents and employees harmless from and against any Claim arising out of (a) bodily injury or death or damage to or loss of property allegedly caused by acts or omissions of Customer, its employees, agents or third parties, (b) any claim that the ARC's use of the Documents in providing the Services infringes or violates the copyright, trademark, patent, trade secret or other rights of a third party, or (c) a breach of any representation, warranty, or obligation of Customer under this Agreement.
- LIMITATION OF LIABILITY.** NEITHER PARTY WILL BE LIABLE FOR ANY INDIRECT, SPECIAL, CONSEQUENTIAL OR EXEMPLARY DAMAGES, HOWEVER CAUSED AND WHETHER ARISING UNDER CONTRACT, TORT, OR OTHER THEORY OF LIABILITY, EVEN IF IT HAS BEEN INFORMED OF THE POSSIBILITY OF SUCH DAMAGES. ARC'S AGGREGATE LIABILITY ARISING FROM OR RELATING TO THIS AGREEMENT WILL NOT EXCEED THE AMOUNTS ACTUALLY PAID BY CUSTOMER HEREUNDER.
- AUTHORIZATION TO USE NAME/MATERIALS/LOGOS.** Customer, having the sole right to do so, grants to ARC and its successors, assignees and licensees the right, but not the obligation, to photograph, reproduce, depict and incorporate the work product created by ARC in performance of the Services ("Materials"), including Customer names, trademarks, service marks, trade names, logos, and copyrights depicted in the Materials and images thereof on ARC's website and in the promotion, marketing and exploitation of ARC's services.
- RELATIONSHIP OF THE PARTIES.** Customer and ARC are and at all times will be and remain independent contractors as to each other. At no time will either party be deemed to be the agent or employee of the other party, and no joint venture, partnership, agency or other similar relationship will be created or implied by virtue of this Agreement.
- MODIFICATION.** This Agreement may only be amended, modified or supplemented by an agreement in writing signed by each party hereto.
- SUBCONTRACTORS AND ASSIGNMENT.** ARC may subcontract the provision of the Services, or any part thereof, including installation, to subcontractors selected by ARC. Customer will not assign or otherwise transfer any of its rights, or delegate or otherwise transfer any of its obligations or performance, under this Agreement. ARC may freely assign or otherwise transfer all or any of its rights, or delegate or otherwise transfer all or any of its obligations or performance, under this Agreement without Customer's consent.
- GOVERNING LAW AND JURISDICTION.** This Agreement will be governed by the laws of the State of California without giving effect to any conflict of law provision. Any legal claim, suit, action or proceeding arising out of this Agreement will be instituted exclusively in the courts of the State of California in the City and County of San Francisco.
- ATTORNEYS' FEES AND COSTS, WAIVER OF JURY.** The prevailing party in any action to enforce or interpret this Agreement will be entitled to recover its reasonable attorneys' fees and costs incurred in such action. To the extent permissible, the parties hereby waive their rights to a trial by jury and acknowledge that such waiver is part of the consideration supporting this Agreement, without which the parties would not have entered into this Agreement.
- NOTICES.** Notices to be given or submitted under to this Agreement will be in writing to the addresses in the Quote or as otherwise provided in writing and will be deemed given (a) when delivered by hand (with written confirmation of receipt), or (b) when received if sent by a nationally recognized overnight courier (receipt requested) or by certified or registered mail, return receipt requested, postage prepaid. Copies of all notices to ARC will be sent to: ARC Document Solutions, LLC, Attn: Legal Department, 12657 Alcosta Blvd., Suite 200, San Ramon, CA 94583.

PREMIER TRUCK GROUP

PARTS

REMIT ALL PAYMENTS TO:
P.O. Box 840827 · Dallas, TX 75284-0827



PREMIER TRUCK GROUP OF TULSA
5104 WEST 60TH STREET
TULSA OK 74107
(918) 445-5300

Facilities

Ford F550

ALL CLAIMS AND RETURNED GOODS OR CORES MUST BE ACCOMPANIED BY THIS INVOICE. NO RETURNS ON ELECTRICAL OR SPECIAL ORDER PARTS. NO RETURNS AFTER 30 DAYS. A RESTOCKING FEE WILL BE ASSESSED ON ALL RETURNED PARTS.

Any warranties on the product sold hereby are those made by the manufacturer. The seller hereby expressly disclaims all warranties, either express or implied, including any implied warranty of merchantability or fitness for a particular purpose, and the seller neither assumes nor authorizes any other person to assume for it any liability in connection with the sale of said products.

DATE ENTERED	YOUR ORDER NO.	DATE SHIPPED	INVOICE DATE	INVOICE NUMBER
27 AUG 20	FORD F550	27 AUG 20		Q142741

SOLD TO: MUSCOGEE CREEK NATION
PO BOX 580
OKMULGEE, OK 74447

SHIP TO: MUSCOGEE CREEK NATION
3001 N WOOD DR
OKMULGEE, OK 74447-0000

QUOTE
ACCOUNT NO. 52842

15:26:54
PAGE 1 OF 2
Q142741

SHIP VIA	SLSM.	B/L NO.	TERMS	F.O.B. POINT
	2711	(918) 549-2401	A/R CHARGE	TULSA OK

QTY	QTY	QTY	PART NO.	DESCRIPTION	LIST	NET	AMOUNT
1	1	0	HOOD	FORD	3399.96	3399.96	3,399.96
1	1	0	GRILL	FORD	1095.78	1095.78	1,095.78
4	4	0	FENDER	QTR	172.36	172.36	689.44
10	10	0	HIL/340-0004	STROBE, DL	94.88	94.88	948.80
10	10	0	HIL/340-0006	STROBE, DL	94.88	94.88	948.80
1	1	0	PWT/SMC35AR	HYDR LC 35G	1112.28	1112.28	1,112.28
20	20	0	FILTERKIT	6.7L	160.95	160.95	3,219.00
1	1	0	19*5WHEELS*	19.5 WHEEL	2930.78	2930.78	2,930.78
1	1	0	TOOLBOX	UNDERBODY	562.27	562.27	562.27
2	2	0	PUMPKIT	PUMPKIT GE	2215.07	2215.07	4,430.14
2	2	0	BUCKET	BUCKET COV	148.35	148.35	296.70
1	1	0	JOYSTICK	GENIE	1900.35	1900.35	1,900.35
2	2	0	F550WINCHKIT	WARN 28500	1911.37	1911.37	3,822.74
1	1	0	HEADLAMP	PROJECTION	2413.28	2413.28	2,413.28
20	20	0	DLXT-124-AW	12V NARROW	64.03	64.03	1,280.60
20	20	0	DLXT-124-RB	THIN AUX L	64.03	64.03	1,280.60
2	2	0	PHM/15-961	JUNCTION B	24.16	17.99	35.98
10	10	0	AUT/562*112430	MUD FLAP H	17.03	16.79	167.90
1	1	0	UF/5C3Z-9A543-ARM	PUMP-OIL H	1162.24	1162.24	1,162.24
			CORE DEPOSIT			199.50	199.50
1	1	0	UF/4C4Z3504BB	STEER BOX	2835.20	2835.20	2,835.20


IMPORTANT INFORMATION ABOUT WARRANTIES and RETURNS:
Premier Truck Group (PTG), hereby expressly disclaims all warranties, express or implied, including any implied warranty of merchantability or fitness for a particular purpose. PTG neither assumes nor authorizes any other person to assume for it any liability in connection with the item(s) sold or work performed relating to this transaction. IN no event shall PTG be liable for any incidental or consequential damages or any commercial loss arising out of this transaction. Warranties, either express or implied made by the manufacturers on items sold by PTG may apply. PTG may assist Customer in making claims against such manufacturers, if requested by Customer. All Claims for returned merchandise and cores must be made accompanied by the application invoice within 30 days of purchase. VENUE: It is agreed that this agreement is entered into in the State of TEXAS and is governed by the laws of the State of Texas.

CUSTOMER'S SIGNATURE				PARTS	
X				SUBLET	
				FREIGHT	
				SALES TAX	
				TOTAL	

www.premiertruck.com



PARTS



REMIT ALL PAYMENTS TO:
P.O. Box 840827 · Dallas, TX 75284-0827

PREMIER TRUCK GROUP OF TULSA
5104 WEST 60TH STREET
TULSA OK 74107
(918) 445-5300

ALL CLAIMS AND RETURNED GOODS OR CORES MUST BE ACCOMPANIED BY THIS INVOICE. NO RETURNS ON ELECTRICAL OR SPECIAL ORDER PARTS. NO RETURNS AFTER 30 DAYS. A RESTOCKING FEE WILL BE ASSESSED ON ALL RETURNED PARTS.

Any warranties on the product sold hereby are those made by the manufacturer. The seller hereby expressly disclaims all warranties, either express or implied, including any implied warranty of merchantability or fitness for a particular purpose, and the seller neither assumes nor authorizes any other person to assume for it any liability in connection with the sale of said products.

DATE ENTERED 27 AUG 20	YOUR ORDER NO. FORD F550	DATE SHIPPED 27 AUG 20	INVOICE DATE 15:26:54	INVOICE NUMBER Q142741
---------------------------	-----------------------------	---------------------------	--------------------------	---------------------------

SOLD TO: MUSCOGEE CREEK NATION
PO BOX 580
OKMULGEE, OK 74447

ACCOUNT NO. 52842

SHIP TO: MUSCOGEE CREEK NATION
3001 N WOOD DR
OKMULGEE, OK 74447-0000

PAGE 2 OF 2

Q142741

SHIP VIA			SLSM.	B/L NO.	TERMS	F.O.B. POINT		
			2711	(918)549-2401	A/R CHARGE	TULSA OK		
QTY	SHIP	P.O.	PART NO.	DESCRIPTION	LIST	NET	AMOUNT	IMPORTANT INFORMATION ABOUT WARRANTIES and RETURNS: Premier Truck Group (PTG), hereby expressly disclaims all warranties, express or implied, including any implied warranty of merchantability or fitness for a particular purpose. PTG neither assumes nor authorizes any other person to assume for it any liability in connection with the item(s) sold or work performed relating to this transaction. IN no event shall PTG be liable for any incidental or consequential damages or any commercial loss arising out of this transaction. Warranties, either express or implied made by the manufacturers on items sold by PTG may apply. PTG may assist Customer in making claims against such manufacturers, if requested by Customer. All Claims for returned merchandise and cores must be made accompanied by the application invoice within 30 days of purchase. VENUE: It is agreed that this agreement is entered into in the State of TEXAS and is governed by the laws of the State of Texas.
2	2	0	UF/BB5Z-19835-B	TUBE ASY	482.06	482.06	964.12	
4	4	0	UF/BC3Z-18476-B	HEATER COR	265.13	265.13	1,060.52	
2	2	0	UF/F81Z-8A080-AA	TANK ASY	550.45	550.45	1,100.90	
4	4	0	UF/HC3Z-9N184-J	ELEMENT	135.40	135.40	541.60	
1	1	0	ACCOMP	AC COMPRES	1380.00	1380.00	1,380.00	
1	1	0	CONDENSOR	FORD AC CO	515.21	515.21	515.21	
6	6	0	CONTINENTALTIRES	22570R19.5	769.27	769.27	4,615.62	
**** INVOICE QUOTE - DO NOT PAY ****								
***** * [] CASH [] CREDIT CARD [] CHK-UTA* * [] CHK-WF [] CHARGE [] PINNACLE * * CHECK NO. _____ INITIALS _____ * *****					PARTS		44,910.31	
CUSTOMER'S SIGNATURE					SUBLET			
X					FREIGHT		0.00	
					SALES TAX		0.00	
					METHOD OF PMT			
					TOTAL		\$44,910.31	

www.premiertruck.com



**Bruckner Truck Sales, Inc.
Retail Purchase Order**


Date: August 7, 2020

CUSTOMER INFORMATION	
Name:	Muscogee Creek Nation
Address:	P. O. Box 580
CSZ:	Okmulgee OK. 74447
Phone:	918-732-7650 Cell: 918-758-6366
Fax:	918-758-1443 Contact: David Ford Manager
Email:	dford@mcn-nsn.gov

EQUIPMENT INFORMATION	
Stock #:	51330
Year:	2021
Make:	Mack
Model:	PI64R
VIN:	1M2PN4GC8MM007599
Salesman:	Tox Beal

EQUIPMENT SPECIFICATIONS			
Engine Make:	MP-* Mack	Wheelbase:	224"
Horsepower:	445 HP	Frame:	Single HD
Engine Brake:	Powerleash	Interior Trim:	Perfered
Transmission:	13 Speed M-Drive	Wheels Front:	Aluminum 24.5
Front Axle:	14,600 Mack	Wheels Rear:	Steel Disc 25.5
Rear Axle:	44,000 Mack	Tire Size:	11R24.5
Rear Suspension:	Camelback Spring Antisway	Tire Front:	11R24.5
Ratio:	3.56	Tire Rear:	11R24.5

Chassis includes the Following Local Extras:		Amount
PDI & DOT		\$142,292.00
OX 15' Dump body		
FREIGHT:		
Federal Retail Excise Tax		
SALES PRICE BEFORE T T & L:		142,292.00
Trade-In Information:	Trade 1: Trade 2:	
Allowances:		
VIN:		
Year:		
Make:		
Model:		
Payoff:		
OTHER CHARGES:		
Lien Fee, Registration, and OEMS Fees:		-
Purchase Coverage Type: _____		258.00
Insurance Type: _____		-
Doc Fees:		300.00
Cash Down Payment:		-
TOTAL:		\$142,850.00

Dealer Signature: 
Date: 8-7-20

Customer Signature: _____
Date: _____

A documentary fee is not an official fee. A documentary fee is not required by law, but may be charged to buyers for handling documents and performing services relating to the closing of a sale. A documentary fee may not exceed \$50 for a motor vehicle contract or a reasonable amount agreed to by the parties for a heavy commercial vehicle contract. This notice is required by law.

NOT AN INVOICE





7022 East 41st Street
 Tulsa, OK 74014
www.e-arc.com
 Phone: (918) 663-8100
 Fax: (918) 622-1246
 Prepared by: Bobby Perry

DATE	8/17/2020
VALID UNTIL	9/17/2020

CUSTOMER

Customer Contact: Jennifer Reyher
 Company: Muscgoee Creek Enviromental
 Address: PO Box 580
 City: Okmulgee, State: OK Zip: 74447
 Phone: 918-549-2582

Pricing included:
 Basic design, printing & install
Note: Pricing could change by 10% up or down based on current market in Nov / Dec

DESCRIPTION	UNIT PRICE	QTY	TAXABLE	AMOUNT
2021 Freightliner Model M2 2000 gallon  <ul style="list-style-type: none"> Full wrap on cab Full wrap on tank 	\$6,300.00	1		6,300.00
2020 Ford F550 LT40 with bucket  <ul style="list-style-type: none"> Full wrap on cab Nothing on bed panels 	\$2,950.00	1		2,950.00
2021 Peterbilt Model 337 with Dump Body  <ul style="list-style-type: none"> Full wrap on cab Logo on side & back of dump body 	\$4,000.00	1		4,000.00
Mack Model P164R w/ Dump Body  <ul style="list-style-type: none"> Full wrap on cab Logo on side & back of dump body 	\$4,000.00	1		4,000.00

Subtotal	\$	-
Taxable	\$	-
Tax rate		8.517%
Tax due	\$	-
Other	\$	-
TOTAL	\$	17,250.00

TERMS AND CONDITIONS BELOW

Customer Acceptance (sign below):
 x _____
 Print Name: _____

If you have any questions about this price quote, please contact us
 (918) 663-8100 | tulsa.production@e-arc.com
 Thank You For Your Business!

TERMS AND CONDITIONS

These Terms and Conditions and the Quote to which they are attached (collectively, the "Agreement") constitute the entire agreement between ARC Document Solutions, LLC ("ARC"), and the customer identified in the Quote ("Customer").

1. **SERVICES.** Customer agrees for ARC to perform the services and/or provide the materials and goods described in the Quote ("Services"), which is incorporated by reference. ARC will provide all management, supervision, labor, materials, tools, equipment, facilities, and elevation plans necessary to perform its obligations hereunder. Customer is responsible for providing all drawings, plans, specifications and/or other documentation reasonably required for ARC to perform the Services (collectively, "Documents"). Customer acknowledges that the installation costs set forth in the Quote include a predetermined amount of travel required to perform the Services and that change orders, construction delays, limiting on-site conditions, or other forces outside of ARC's control may result in unforeseen additional travel or costs for which Customer will be liable. ARC will promptly notify Customer of any change in the cost of the Services based on the availability of materials and ARC will not commence work until it has received Customer's written consent regarding any such increased costs and a change order is issued. The Services do not include fees and costs for de-installation and/or removal of materials installed as part of the Services.

2. **CHANGE ORDERS.** Customer is solely responsible for notifying ARC of any required or desired changes to the Services by submitting a written change order to ARC specifically referencing this Agreement and detailing the requested changes. ARC will promptly notify Customer of any resulting increase in the cost of the Services and ARC will not commence work under a change order until it has received Customer's written consent regarding any such cost increase. ARC's time for performing the Services will be extended as reasonably necessary to accommodate any change order and in no event will ARC be liable for any resulting time overruns.

3. **ELEVATION PLANS & PROOFS OF CONCEPT.** ARC will not be liable for any issues resulting from discrepancies between the Documents and the actual build environment. In the event that Customer instructs ARC to rely on Customer's dimensions and measurements rather than allowing ARC to perform a site survey to field verify such dimensions, measurements and site conditions prior to production and fabrication, Customer will be solely liable for any inaccuracies in Customer-approved elevation plans and additional expenses incurred therefrom. Customer shall provide ARC with a proof of concept upon request during the initial development and concept phase, and, if applicable, an additional proof of concept following approval of the final architectural drawings and documents.

4. **CUSTOMER RESPONSIBILITIES.** In addition to the responsibilities set forth above, Customer is solely responsible for (a) the content of all Documents; (b) obtaining any licenses, permits and/or consents necessary for ARC to perform the Services; and (c) immediately notifying ARC of any material changes to the Documents which may affect the Services. ARC's ability to perform the Services will not be contingent upon ARC entering into any subcontractor or other third-party agreement. If any part of the Services are to be performed at a Customer-specified location, Customer is solely responsible for providing ARC with access to such location. Services which are part of a larger construction project will not be scheduled or performed until Customer provides ARC with the complete and most recent Documents or a hyperlink to access the Documents.

5. **LOWVOC PAINT DISCLAIMER.** Paints with no or low amounts of volatile organic compounds ("VOC") are known to cause issues with adhesion when installing vinyl graphics using traditional methods. Accordingly, if Customer cannot meet the minimum condition required for adhering wall graphics to any surface prior to installation, ARC reserves the right to decline the installation and/or hire a qualified tradesman to bring the surface to ARC's minimum standards. Should Customer refuse to allow ARC to prime or otherwise treat such a surface, Customer will be solely responsible for any additional costs for material, labor or otherwise which ARC may incur on account of adhesion issues.

6. **COMPLIANCE.** Each party represents and warrants that, during the term of this Agreement, it will comply with all laws applicable to the performance of its obligations hereunder.

7. **FEES & PAYMENT/TAXES.** Customer will pay all fees as specified in this Agreement in U.S. Dollars. Except as otherwise provided herein, fees are non-cancellable and non-refundable. Fees for the Services are due within thirty (30) days of receipt of invoice without deduction of any kind. Any late payments will be subject to a service charge equal to 2% per month of the amount due or the maximum amount allowed by law, whichever is less. All returned checks will be assessed a fee of Fifty Dollars (\$50.00). The amounts payable to ARC are exclusive of any sales, use, excise, value added, import, business, service, goods and services, consumption, withholding or other applicable taxes, tariffs or duties ("Taxes"). Customer is solely responsible for payment of all Taxes except for any taxes based solely on ARC's net income.

8. **TERM & TERMINATION.** The term of this Agreement will commence upon the date that Customer signs the Quote and will continue until ARC informs Customer in writing that the Services are complete, unless sooner terminated as provided herein. Either party may terminate this Agreement for cause upon thirty (30) days' written notice (ten (10) days in the event of non-payment) to the other party of a material breach of this Agreement if such breach remains uncured at the expiration of such notice period. Except as otherwise provided herein, upon termination of this Agreement by either party, and payment by Customer for completed work, ARC will make all completed work available for Customer to pick up. Customer will not be entitled to incomplete work performed as part of the Services. Termination will not relieve Customer of the obligation to pay any fees accrued or payable to ARC prior to termination. If (a) Customer's account is thirty (30) days or more overdue or (b) Customer is in material breach of its obligations hereunder, in addition to any of its other rights or remedies, ARC reserves the right to suspend the Services, without liability to Customer or any third party, until such amounts are paid in full, including any late payment fee, or until such material breach is cured to ARC's reasonable satisfaction.

9. **CONFIDENTIALITY.** Both parties acknowledge that they may have access to confidential information of the other party ("Confidential Information"). Each party agrees to use Confidential Information only as necessary to fulfill their respective obligations hereunder and to

hold such Confidential Information in confidence, except such disclosure as may be required by law. Each party agrees that it will treat all Confidential Information with at least the same degree of care as it accords to its own Confidential Information, but not less than reasonable care. Following termination of this Agreement, neither party will be required to maintain Confidential Information of the other party and may destroy such Confidential Information unless otherwise agreed to in writing.

10. **LIMITED WARRANTY.** ARC represents and warrants that the Services will be performed in a professional and workmanlike manner and materially in accordance with the Documents. This limited warranty will survive for a period of one (1) year from installation or delivery by ARC and does not cover issues or failure resulting from abuse, misuse, alteration, acts of nature or disaster, unauthorized repair or installation, or use of the Services in deviation from the Documents or this Agreement. Subject to Section 5, ARC's sole liability (and Customer's exclusive remedy) for any breach of this warranty will be, in ARC's sole discretion and at no charge to Customer, (a) to use commercially reasonable efforts to correct the reported non-conformity or, if ARC determines that is unviable, (b) to refund Customer an amount commensurate with the reported non-conformity.

11. **DISCLAIMER.** THE ABOVE WARRANTY IS CUSTOMER'S EXCLUSIVE WARRANTY AND REPLACES ALL OTHER WARRANTIES AND CONDITIONS, EXPRESS OR IMPLIED INCLUDING WITHOUT LIMITATION THE IMPLIED WARRANTIES OR CONDITIONS OF DESIGN, MERCHANTABILITY, FITNESS FOR A PARTICULAR PURPOSE, AND ANY WARRANTIES OF TITLE AND NON-INFRINGEMENT EXCEPT AS PROVIDED ABOVE. CUSTOMER ACKNOWLEDGES THAT THE SERVICES ARE PROVIDED "AS IS." CUSTOMER WILL BE SOLELY RESPONSIBLE FOR DETERMINING THAT CUSTOMER'S PROPOSED USE OF THE SERVICE COMPLIES WITH APPLICABLE LAWS IN CUSTOMER'S JURISDICTION(S). If installation is not part of the Services, Customer assumes all risk of loss associated with installation upon delivery or acceptance of the Services.

12. **INDEMNIFICATION.** ARC will indemnify and hold Customer, its officers, directors, agents and employees harmless from and against any and all liabilities, damages, losses, expenses, claims or judgments made by third parties, including reasonable attorneys' fees (collectively "Claims"), arising out of bodily injury or death or damage to or loss of property caused by the gross negligence or willful misconduct of ARC. Customer will indemnify and hold ARC, its officers, directors, agents and employees harmless from and against any Claim arising out of (a) bodily injury or death or damage to or loss of property allegedly caused by acts or omissions of Customer, its employees, agents or third parties, (b) any claim that the ARC's use of the Documents in providing the Services infringes or violates the copyright, trademark, patent, trade secret, or other rights of a third party, or (c) a breach of any representation, warranty, or obligation of Customer under this Agreement.

13. **LIMITATION OF LIABILITY.** NEITHER PARTY WILL BE LIABLE FOR ANY INDIRECT, SPECIAL, CONSEQUENTIAL OR EXEMPLARY DAMAGES, HOWEVER CAUSED AND WHETHER ARISING UNDER CONTRACT, TORT, OR OTHER THEORY OF LIABILITY, EVEN IF IT HAS BEEN INFORMED OF THE POSSIBILITY OF SUCH DAMAGES. ARC'S AGGREGATE LIABILITY ARISING FROM OR RELATING TO THIS AGREEMENT WILL NOT EXCEED THE AMOUNTS ACTUALLY PAID BY CUSTOMER HEREUNDER.

14. **AUTHORIZATION TO USE NAME/MATERIAL LOGOS.** Customer, having the sole right to do so, grants to ARC and its successors, assignees and licensees the right, but not the obligation, to photograph, reproduce, depict and incorporate the work product created by ARC in performance of the Services ("Materials"), including Customer names, trademarks, service marks, trade names, logos, and copyrights depicted in the Materials and images thereof on ARC's website and in the promotion, marketing and exploitation of ARC's services.

15. **RELATIONSHIP OF THE PARTIES.** Customer and ARC are and at all times will be and remain independent contractors as to each other. At no time will either party be deemed to be the agent or employee of the other party, and no joint venture, partnership, agency or other similar relationship will be created or implied by virtue of this Agreement.

16. **MODIFICATION.** This Agreement may only be amended, modified or supplemented by an agreement in writing signed by each party hereto.

17. **SUBCONTRACTORS AND ASSIGNMENT.** ARC may subcontract the provision of the Services, or any part thereof, including installation, to subcontractors selected by ARC. Customer will not assign or otherwise transfer any of its rights, or delegate or otherwise transfer any of its obligations or performance, under this Agreement. ARC may freely assign or otherwise transfer all or any of its rights, or delegate or otherwise transfer all or any of its obligations or performance, under this Agreement without Customer's consent.

18. **GOVERNING LAW AND JURISDICTION.** This Agreement will be governed by the laws of the State of California without giving effect to any conflict of law provision. Any legal claim, suit, action or proceeding arising out of this Agreement will be instituted exclusively in the courts of the State of California in the City and County of San Francisco.


19. **ATTORNEYS' FEES AND COSTS; WAIVER OF JURY.** The prevailing party in any action to enforce or interpret this Agreement will be entitled to recover its reasonable attorneys' fees and costs incurred in such action. To the extent permissible, the parties hereby waive their rights to a trial by jury and acknowledge that such waiver is part of the consideration supporting this Agreement, without which, the parties would not have entered into this Agreement.

20. **NOTICES.** Notices to be given or submitted under to this Agreement will be in writing to the addresses in the Quote or as otherwise provided in writing and will be deemed given (a) when delivered by hand (with written confirmation of receipt), or (b) when received if sent by a nationally recognized overnight courier (receipt requested) or by certified or registered mail, return receipt requested, postage prepaid. Copies of all notices to ARC will be sent to: ARC Document Solutions, LLC, Attn: Legal Department, 12657 Alcasta Blvd., Suite 200, San Ramon, CA 94583.

PREMIER TRUCK GROUP

PARTS

REMIT ALL PAYMENTS TO:
P.O. Box 840827 · Dallas, TX 75284-0827



PREMIER TRUCK GROUP OF TULSA
5104 WEST 60TH STREET
TULSA OK 74107
(918) 445-5300

2001 Mack P164R Dump Truck

ALL CLAIMS AND RETURNED GOODS OR CORES MUST BE ACCOMPANIED BY THIS INVOICE. NO RETURNS ON ELECTRICAL OR SPECIAL ORDER PARTS. NO RETURNS AFTER 30 DAYS. A RESTOCKING FEE WILL BE ASSESSED ON ALL RETURNED PARTS.

Any warranties on the product sold hereby are those made by the manufacturer. The seller hereby expressly disclaims all warranties, either express or implied, including any implied warranty of merchantability or fitness for a particular purpose, and the seller neither assumes nor authorizes any other person to assume for it any liability in connection with the sale of said products.

DATE ENTERED 27 AUG 20	YOUR ORDER NO. FED RD MACK	DATE SHIPPED 27 AUG 20	INVOICE DATE	INVOICE NUMBER Q142725
---------------------------	-------------------------------	---------------------------	--------------	---------------------------

S
O
L
D
T
O

QUOTE

ACCOUNT NO. 52842

MUSCOGEE CREEK NATION
PO BOX 580
OKMULGEE, OK 74447

14:37:09

SHIP TO

MUSCOGEE CREEK NATION
3001 N WOOD DR
OKMULGEE, OK 74447-0000

PAGE 1 OF 2

Q142725

SHIP VIA			SLSM.	B/L NO.	TERMS	F.O.B. POINT	
			2711	(918) 549-2401	A/R CHARGE	TULSA OK	
QTY	SHIP	H.O.	PART NO.	DESCRIPTION	LIST	NET	AMOUNT
1	1	0	GRILL	MACK GRILL	610.64	610.64	610.64
1	1	0	BUMPER	MACK BUMPE	1549.45	1549.45	1,549.45
6	6	0	DON/1800004	TARP_90X18	132.25	132.25	793.50
1	1	0	DON/1801974	TARP ARM K	980.22	980.22	980.22
2	2	0	BUY/5541020	TARP ROCKE	194.60	191.82	383.64
1	1	0	PT/CONV-APS-15	APSCO TOWEL	1026.34	1026.34	1,026.34
1	1	0	WEL/HBK1	PUMP SPPT	69.13	68.14	68.14
8	8	0	DLXT-124-AW	12V NARROW	64.03	64.03	512.24
8	8	0	BUY/8891132	5 INCH AMB	48.93	48.23	385.84
2	2	0	DLXT-124-RB	THIN AUX L	64.03	64.03	128.06
1	1	0	PHM/15-961	JUNCTION B	24.16	17.99	17.99
1	1	0	WEL/PTBZ102RAS25	DUMP PUMP	707.31	707.31	707.31
8	8	0	AUT/562*112430	MUD FLAP H	17.03	16.79	134.32
1	1	0	WEL/D14-1214-99-01	LIMIT VALV	167.36	167.36	167.36
1	1	0	WEL/DMPBRK-1214	BRACKET	39.32	39.32	39.32
1	1	0	WEL/PT2000XBN011RA	BEZARES RP	865.83	853.46	853.46
1	1	0	PWT/SMC35AR	HYDRLC 35G	1112.28	1112.28	1,112.28
8	8	0	HIL/340-0006	STROBE, DL	94.88	94.88	759.04
8	8	0	HIL/340-0004	STROBE, DL	94.88	94.88	759.04
4	4	0	ACC/27599XP	STUD MOUNT	383.62	305.54	1,222.16
2	2	0	ACC/27599SP	WHEEL- 24.	364.18	364.18	728.36
				PARTS			
				SUBLET			
				FREIGHT			
				SALES TAX			
CUSTOMER'S SIGNATURE X				TOTAL			


IMPORTANT INFORMATION ABOUT WARRANTIES AND RETURNS:

Premier Truck Group (PTG), hereby expressly disclaims all warranties, express or implied, including any implied warranty of merchantability or fitness for a particular purpose. PTG neither assumes nor authorizes any other person to assume for it any liability in connection with the item(s) sold or work performed relating to this transaction. IN no event shall PTG be liable for any incidental or consequential damages or any commercial loss arising out of this transaction. Warranties, either express or implied made by the manufacturers on items sold by PTG may apply. PTG may assist Customer in making claims against such manufacturers, if requested by Customer. All Claims for returned merchandise and cores must be made accompanied by the application invoice within 30 days of purchase. VENUE: It is agreed that this agreement is entered into in the State of TEXAS and is governed by the laws of the State of Texas.

www.premiertruck.com



PARTS



REMIT ALL PAYMENTS TO:
P.O. Box 840827 · Dallas, TX 75284-0827

PREMIER TRUCK GROUP OF TULSA
5104 WEST 60TH STREET
TULSA OK 74107
(918) 445-5300

ALL CLAIMS AND RETURNED GOODS OR CORES MUST BE ACCOMPANIED BY THIS INVOICE. NO RETURNS ON ELECTRICAL OR SPECIAL ORDER PARTS. NO RETURNS AFTER 30 DAYS. A RESTOCKING FEE WILL BE ASSESSED ON ALL RETURNED PARTS.

Any warranties on the product sold hereby are those made by the manufacturer. The seller hereby expressly disclaims all warranties, either express or implied, including any implied warranty of merchantability or fitness for a particular purpose, and the seller neither assumes nor authorizes any other person to assume for it any liability in connection with the sale of said products.

DATE ENTERED 27 AUG 20	YOUR ORDER NO. FED RD MACK	DATE SHIPPED 27 AUG 20	INVOICE DATE	INVOICE NUMBER Q142725
---------------------------	-------------------------------	---------------------------	--------------	---------------------------

QUOTE

S O L D T O	ACCOUNT NO. 52842	S H I P T O	14:37:09	PAGE 2 OF 2	Q142725
	MUSCOGEE CREEK NATION PO BOX 580 OKMULGEE, OK 74447		MUSCOGEE CREEK NATION 3001 N WOOD DR OKMULGEE, OK 74447-0000		

SHIP VIA	SLSM. 2711	B/L NO. (918) 549-2401	TERMS A/R CHARGE	F.O.B. POINT TULSA OK
----------	---------------	---------------------------	---------------------	--------------------------

QTY	UNIT	P.O.	PART NO.	DESCRIPTION	LIST	NET	AMOUNT	IMPORTANT INFORMATION ABOUT WARRANTIES and RETURNS: Premier Truck Group (PTG), hereby expressly disclaims all warranties, express or implied, including any implied warranty of merchantability or fitness for a particular purpose. PTG neither assumes nor authorizes any other person to assume for it any liability in connection with the item(s) sold or work performed relating to this transaction. IN no event shall PTG be liable for any incidental or consequential damages or any commercial loss arising out of this transaction. Warranties, either express or implied made by the manufacturers on items sold by PTG may apply. PTG may assist Customer in making claims against such manufacturers, if requested by Customer. All Claims for returned merchandise and cores must be made accompanied by the application invoice within 30 days of purchase. VENU: It is agreed that this agreement is entered into in the State of TEXAS and is governed by the laws of the State of Texas.
1	1	0	DUMP	DUMP BED	0629.28	4592.36	14,592.36	
10	10	0	MBL/122206	TRANS FLUI	5.79	5.34	53.40	
55	55	0	OWI/ALA001	ALLIANCE P	16.80	16.80	924.00	
1	1	0	QP/BLUEDEF001	55 GAL DRU	244.95	240.95	240.95	
55	55	0	QP/AW46HYD55G	HYDRAULIC	8.48	8.48	466.40	
2	2	0	SET/187300MW661	SEAT. FRON	2035.30	1846.33	3,692.66	
2	2	0	TOOLBOX	18X18X24	922.17	922.17	1,844.34	
1	1	0	FUEL	80 GL	1197.66	1197.66	1,197.66	
1	1	0	BACKUPCAMERA	B/U CAM SY	741.74	741.74	741.74	
2	2	0	AUT/463*DS6221	DRAG LINK	162.21	159.90	319.80	
2	2	0	SHP/1213708	KNOB	5.24	5.24	10.48	
1	1	0	SHP/125866	SENDER	129.58	129.58	129.58	
1	1	0	SHP/178013440A	AIR CLNR	105.57	105.57	105.57	
8	8	0	SHP/20570098	SHOCK ABSO	92.66	92.66	741.28	
2	2	0	SHP/20787900	WIPER-WASH	280.85	280.85	561.70	
1	1	0	SHP/20802313	PANEL	773.35	773.35	773.35	
3	3	0	SHP/20895320	TURN SIGNA	122.16	107.81	323.43	
10	10	0	SHP/21089679	SERVICE KI	535.36	535.36	5,353.60	
**** I N V O I C E Q U O T E - D O N O T P A Y ****								

* [] CASH [] CREDIT CARD [] CHK-UTA * * [] CHK-WF [] CHARGE [] PINNACLE * * CHECK NO. _____ INITIALS * *****			PARTS SUBLET FREIGHT SALES TAX	45,011.01 0.00 0.00
CUSTOMER'S SIGNATURE X			METHOD OF PMT TOTAL	 \$45,011.01

www.premiertruck.com

Replacement Vehicle for VIN 2FZACFDJX8AZ91549



Tulsa OK
6015 S. 49th W. Ave.
Tulsa, OK 74107
918-447-8630

Customer Proposal Letter

Muscogee (Creek) Nation - Department of Housing
2951 N. Wood Dr.
Okmulgee, OK 74447
(918) 549-2507

Force Account, thank you for the opportunity to earn your business. We look forward to working with you on your business needs. Please accept the following proposal.

VEHICLE

Make Peterbilt Model 337 Year 2021 Stock Number To Be Determined
Additional Vehicle and Accessories Description _____
To be delivered on or about _____

*****PRICE IS FOR COMPLETE WORK READY PETERBILT 337 - 10' DUMP TRUCK WITH PINTLE HITCH PACKAGE & ELECTRIC TARP*****

Quantity	1	Total
Truck Price per Unit	\$108,600.00	\$108,600.00
F.E.T. (Factory & Dealer Paid)	\$0.00	\$0.00
Net Sales Price	\$108,600.00	\$108,600.00
Optional Extended Warranty(ies)	\$150.00	\$150.00
State Sales Tax		
Documentary Fee	\$250.00	\$250.00
Administration Fee		
Vehicle Inventory Tax		
Additional Taxes		
Tire Recycling Program		
Battery Disposal Fee		
Out of State Vehicle Fee		
Rebate(s)		
Total Sales Price (Including Rebate(s))	\$109,000.00	\$109,000.00
Trade Allowance (see DISCLAIMER Below)		\$0.00

Sales Representative _____ Charles Roberts IV
Purchaser _____ signature _____ printed name _____
signature _____ printed name _____
Accepted by Sales Manager or _____ title _____ date _____
General Manager _____ signature _____ printed name _____

Quote good until 8/20/2020 Note: The above Customer Proposal is a quotation only. Sale terms subject to approval of Sales Manager of Dealer.

DISCLAIMER Any order based on this Proposal subject to Customer executing Dealer's standard form Retail Purchase Order incorporating above terms. Any documentary fees, state tax, title, registration and license fees subject to adjustment and charge. Actual F.E.T. to be paid by Dealer, subject to adjustment. Any F.E.T. variance will be responsibility of Dealer. Manufacturer has reserved the right to change the price to Dealer of any vehicle not currently in Dealer's stock, without notice to Dealer. If Quoted Vehicle(s) not currently in Dealer's stock, Dealer reserves right to change Quotation Total to reflect any price increases from Manufacturer. This Proposal is based upon Dealer's current and expected inventory, which is subject to change. Dealer not obligated to retain any specific vehicles in stock, nor maintain any specific inventory level. Dealer shall not be obligated to fulfill Proposal in event quoted vehicle(s) not in stock or available within requested delivery schedule at time Proposal accepted. Dealer shall not be liable for any delay in providing or inability to provide Quoted Vehicle(s), where such inability or delay is due, in whole or in part, to any cause beyond the reasonable control of Dealer or is without the gross negligence or intended misconduct of Dealer. Above listed Trade Value based upon current appraisal of Trade Vehicle(s). Dealer may adjust Trade Value of Trade Vehicle(s) to reflect changes in condition and/or mileage of Trade Vehicle(s) between date of current appraisal and acceptance of the Proposal by Customer.



Peterbilt Model 337



CALL FOR PRICING

2021 Peterbilt 337
PACCAR PX-9
300HP / 860TQ
Allison 3500 RDS-P 6 Speed

CONTACT INFO:

Chuck Roberts
Call: 918-447-2813

LOCATION:

Tulsa OK

General

Unit Type New Medium Duty
Make Peterbilt
Model 337
Year 2021
GVWR 33000

Day Cab

Type Day Cab
BBC 108
Suspension Fixed
Interior Color Gray/Black

Exterior

Exterior Color WHITE

Engine

Engine MFG PACCAR Engine
Model PX-9
Horse Power 300hp
Torque 860 lb-ft
Air Cleaner MFG Donaldson

Chassis

Wheel Base 274 inches

Tires and Wheels

Front Wheel Aluminum Front
Tire MFG Bridgestone Front
Tire Ply 14 Ply
Front Tire Size 22.5 inches
Rear Wheel Aluminum Rear
Tire MFG Goodyear

Rear Tire Ply 14 Ply
Rear Tire Size 22.5 inches

Axle

Front Axle MFG Meritor
Front Axle Model MFS12
Front Axle Power Steering True
Front Axle Suspension TaperLeaf Front
Axle Suspension Weight 12,000 lbs Front
Axle Weight 12,000 lbs
Rear Axle MFG Dana Spc
Rear Axle Model S21-170
Rear Axle Ratio 5.25
Rear Axle Suspension 79KB
Rear Axle Weight 21,000 lbs

Transmission

Manufacturer Allison
Model 3500 RDS-P
Speed 6 Speed
Torque 1050 lb-ft

Fuel Tanks

Tank #1 Type Aluminum
Tank #1 Capacity 50 gallons
Tank #1 Size 26 in.
Tank #2 Type Aluminum
Tank #2 Capacity 60 gallons
Tank #2 Size 26 in.

Frame

Color Black
Rails 10 5/8 Steel



7022 East 41st Street
 Tulsa, OK 74014
www.e-arc.com
 Phone: (918) 663-8100
 Fax: (918) 622-1246
 Prepared by: Bobby Perry

Proposal

DATE

8/17/2020





 VALID UNTIL

9/17/2020

CUSTOMER

Customer Contact: Jennifer Reyher
 Company: Muscgoee Creek Enviromental
 Address: PO Box 580
 City: Okmulgee, State: OK Zip: 74447
 Phone: 918-549-2582

Pricing included:
 Basic design, printing & install
Note: Pricing could change by 10% up or down based on current market in Nov / Dec

DESCRIPTION	UNIT PRICE	QTY	TAXABLE	AMOUNT
2021 Freightliner Model M2 2000 gallon  <ul style="list-style-type: none"> Full wrap on cab Full wrap on tank 	\$6,300.00	1		6,300.00
2020 Ford F550 LT40 with bucket  <ul style="list-style-type: none"> Full wrap on cab Nothing on bed panels 	\$2,950.00	1		2,950.00
2021 Peterbilt Model 337 with Dump Body  <ul style="list-style-type: none"> Full wrap on cab Logo on side & back of dump body 	\$4,000.00	1		4,000.00
Mack Model P164R w/ Dump Body  <ul style="list-style-type: none"> Full wrap on cab Logo on side & back of dump body 	\$4,000.00	1		4,000.00

Subtotal	\$	-
Taxable	\$	-
Tax rate		8.517%
Tax due	\$	-
Other	\$	-
TOTAL	\$	17,250.00

TERMS AND CONDITIONS BELOW

Customer Acceptance (sign below):
 x _____
 Print Name: _____

If you have any questions about this price quote, please contact us
 (918) 663-8100 | tulsa.production@e-arc.com
 Thank You For Your Business!

TERMS AND CONDITIONS

These Terms and Conditions and the Quote to which they are attached (collectively, the "Agreement") constitute the entire agreement between ARC Document Solutions, LLC ("ARC"), and the customer identified in the Quote ("Customer")

1. **SERVICES.** Customer agrees for ARC to perform the services and/or provide the materials and goods described in the Quote ("Services"), which is incorporated by reference. ARC will provide all management, supervision, labor, materials, tools, equipment, facilities, and elevation plans necessary to perform its obligations hereunder. Customer is responsible for providing all drawings, plans, specifications and/or other documentation reasonably required for ARC to perform the Services (collectively, "Documents"). Customer acknowledges that the installation costs set forth in the Quote include a predetermined amount of travel required to perform the Services and that change orders, construction delays, limiting on-site conditions, or other forces outside of ARC's control may result in unforeseen additional travel or costs for which Customer will be liable. ARC will promptly notify Customer of any change in the cost of the Services based on the availability of materials and ARC will not commence work until it has received Customer's written consent regarding any such increased costs and a change order is issued. The Services do not include fees and costs for de-installation and/or removal of materials installed as part of the Services.

2. **CHANGE ORDERS.** Customer is solely responsible for notifying ARC of any required or desired changes to the Services by submitting a written change order to ARC specifically referencing this Agreement and detailing the requested changes. ARC will promptly notify Customer of any resulting increase in the cost of the Services and ARC will not commence work under a change order until it has received Customer's written consent regarding any such cost increase. ARC's time for performing the Services will be extended as reasonably necessary to accommodate any change order and in no event will ARC be liable for any resulting time overruns.

3. **ELEVATION PLANS & PROOFS OF CONCEPT.** ARC will not be liable for any issues resulting from discrepancies between the Documents and the actual build environment. In the event that Customer instructs ARC to rely on Customer's dimensions and measurements rather than allowing ARC to perform a site survey to field verify such dimensions, measurements and site conditions prior to production and fabrication, Customer will be solely liable for any inaccuracies in Customer-approved elevation plans and additional expenses incurred therefrom. Customer shall provide ARC with a proof of concept upon request during the initial development and concept phase, and, if applicable, an additional proof of concept following approval of the final architectural drawings and documents.

4. **CUSTOMER RESPONSIBILITIES.** In addition to the responsibilities set forth above, Customer is solely responsible for: (a) the content of all Documents; (b) obtaining any licenses, permits and/or consents necessary for ARC to perform the Services; and (c) immediately notifying ARC of any material changes to the Documents which may affect the Services. ARC's ability to perform the Services will not be contingent upon ARC entering into any subcontractor or other third-party agreement. If any part of the Services are to be performed at a Customer-specified location, Customer is solely responsible for providing ARC with access to such location. Services which are part of a larger construction project will not be scheduled or performed until Customer provides ARC with the complete and most recent Documents or a hyperlink to access the Documents.

5. **LOWNO-VOC PAINT DISCLAIMER.** Paints with no or low amounts of volatile organic compounds ("VOC") are known to cause issues with adhesion when installing vinyl graphics using traditional methods. Accordingly, if Customer cannot meet the minimum condition required for adhering wall graphics to any surface prior to installation, ARC reserves the right to decline the installation and/or hire a qualified tradesman to bring the surface to ARC's minimum standards. Should Customer refuse to allow ARC to prime or otherwise treat such a surface, Customer will be solely responsible for any additional costs for material, labor or otherwise which ARC may incur on account of adhesion issues.

6. **COMPLIANCE.** Each party represents and warrants that, during the term of this Agreement, it will comply with all laws applicable to the performance of its obligations hereunder.

7. **FEES & PAYMENT, TAXES.** Customer will pay all fees as specified in this Agreement in U.S. Dollars. Except as otherwise provided herein, fees are non-cancellable and non-refundable. Fees for the Services are due within thirty (30) days of receipt of invoice without deduction of any kind. Any late payments will be subject to a service charge equal to 2% per month of the amount due or the maximum amount allowed by law, whichever is less. All returned checks will be assessed a fee of Fifty Dollars (\$50.00). The amounts payable to ARC are exclusive of any sales, use, excise, value added, import, business, service, goods and services, consumption, withholding or other applicable taxes, tariffs or duties ("Taxes"). Customer is solely responsible for payment of all Taxes except for any taxes based solely on ARC's net income.

8. **TERM & TERMINATION.** The term of this Agreement will commence upon the date that Customer signs the Quote and will continue until ARC informs Customer in writing that the Services are complete, unless sooner terminated as provided herein. Either party may terminate this Agreement for cause upon thirty (30) days' written notice (ten (10) days in the event of non-payment) to the other party of a material breach of this Agreement if such breach remains uncured at the expiration of such notice period. Except as otherwise provided herein, upon termination of this Agreement by either party, and payment by Customer for completed work, ARC will make all completed work available for Customer to pick up. Customer will not be entitled to incomplete work performed as part of the Services. Termination will not relieve Customer of the obligation to pay any fees accrued or payable to ARC prior to termination. If (a) Customer's account is thirty (30) days or more overdue or (b) Customer is in material breach of its obligations hereunder, in addition to any of its other rights or remedies, ARC reserves the right to suspend the Services, without liability to Customer or any third party, until such amounts are paid in full, including any late payment fee, or until such material breach is cured to ARC's reasonable satisfaction.

9. **CONFIDENTIALITY.** Both parties acknowledge that they may have access to confidential information of the other party ("Confidential Information"). Each party agrees to use Confidential Information only as necessary to fulfill their respective obligations hereunder and to

hold such Confidential Information in confidence, except such disclosure as may be required by law. Each party agrees that it will treat all Confidential Information with at least the same degree of care as it accords to its own Confidential Information, but not less than reasonable care. Following termination of this Agreement, neither party will be required to maintain Confidential Information of the other party and may destroy such Confidential Information unless otherwise agreed to in writing.

10. **LIMITED WARRANTY.** ARC represents and warrants that the Services will be performed in a professional and workmanlike manner and materially in accordance with the Documents. This limited warranty will survive for a period of one (1) year from installation or delivery by ARC and does not cover issues or failure resulting from abuse, misuse, alteration, acts of nature or disaster, unauthorized repair or installation, or use of the Services in deviation from the Documents or this Agreement. Subject to Section 5, ARC's sole liability (and Customer's exclusive remedy) for any breach of this warranty will be, in ARC's sole discretion and at no charge to Customer, (a) to use commercially reasonable efforts to correct the reported non-conformity or, if ARC determines that is unviable, (b) to refund Customer an amount commensurate with the reported non-conformity.

11. **DISCLAIMER.** THE ABOVE WARRANTY IS CUSTOMER'S EXCLUSIVE WARRANTY AND REPLACES ALL OTHER WARRANTIES AND CONDITIONS, EXPRESS OR IMPLIED INCLUDING WITHOUT LIMITATION THE IMPLIED WARRANTIES OR CONDITIONS OF DESIGN, MERCHANTABILITY, FITNESS FOR A PARTICULAR PURPOSE, AND ANY WARRANTIES OF TITLE AND NON-INFRINGEMENT. EXCEPT AS PROVIDED ABOVE, CUSTOMER ACKNOWLEDGES THAT THE SERVICES ARE PROVIDED "AS IS." CUSTOMER WILL BE SOLELY RESPONSIBLE FOR DETERMINING THAT CUSTOMER'S PROPOSED USE OF THE SERVICE COMPLIES WITH APPLICABLE LAWS IN CUSTOMER'S JURISDICTION(S). If installation is not part of the Services, Customer assumes all risk of loss associated with installation upon delivery or acceptance of the Services.

12. **INDEMNIFICATION.** ARC will indemnify and hold Customer, its officers, directors, agents and employees harmless from and against any and all liabilities, damages, losses, expenses, claims or judgments made by third parties, including reasonable attorneys' fees (collectively "Claims"), arising out of bodily injury or death or damage to or loss of property caused by the gross negligence or willful misconduct of ARC. Customer will indemnify and hold ARC, its officers, directors, agents and employees harmless from and against any Claim arising out of (a) bodily injury or death or damage to or loss of property allegedly caused by acts or omissions of Customer, its employees, agents or third parties, (b) any claim that the ARC's use of the Documents in providing the Services infringes or violates the copyright, trademark, patent, trade secret, or other rights of a third party, or (c) a breach of any representation, warranty, or obligation of Customer under this Agreement.

13. **LIMITATION OF LIABILITY.** NEITHER PARTY WILL BE LIABLE FOR ANY INDIRECT, SPECIAL, CONSEQUENTIAL OR EXEMPLARY DAMAGES, HOWEVER CAUSED AND WHETHER ARISING UNDER CONTRACT, TORT, OR OTHER THEORY OF LIABILITY, EVEN IF IT HAS BEEN INFORMED OF THE POSSIBILITY OF SUCH DAMAGES. ARC'S AGGREGATE LIABILITY ARISING FROM OR RELATING TO THIS AGREEMENT WILL NOT EXCEED THE AMOUNTS ACTUALLY PAID BY CUSTOMER HEREUNDER.

14. **AUTHORIZATION TO USE NAME/MATERIAL LOGOS.** Customer, having the sole right to do so, grants to ARC and its successors, assignees and licensees the right, but not the obligation, to photograph, reproduce, depict and incorporate the work product created by ARC in performance of the Services ("Materials"), including Customer names, trademarks, service marks, trade names, logos, and copyrights depicted in the Materials and images thereof on ARC's website and in the promotion, marketing and exploitation of ARC's services.

15. **RELATIONSHIP OF THE PARTIES.** Customer and ARC are and at all times will be and remain independent contractors as to each other. At no time will either party be deemed to be the agent or employee of the other party, and no joint venture, partnership, agency or other similar relationship will be created or implied by virtue of this Agreement.

16. **MODIFICATION.** This Agreement may only be amended, modified or supplemented by an agreement in writing signed by each party hereto.

17. **SUBCONTRACTORS AND ASSIGNMENT.** ARC may subcontract the provision of the Services, or any part thereof, including installation, to subcontractors selected by ARC. Customer will not assign or otherwise transfer any of its rights, or delegate or otherwise transfer any of its obligations or performance, under this Agreement. ARC may freely assign or otherwise transfer all or any of its rights, or delegate or otherwise transfer all or any of its obligations or performance, under this Agreement without Customer's consent.

18. **GOVERNING LAW AND JURISDICTION.** This Agreement will be governed by the laws of the State of California without giving effect to any conflict of law provision. Any legal claim, suit, action or proceeding arising out of this Agreement will be instituted exclusively in the courts of the State of California in the City and County of San Francisco.


19. **ATTORNEYS' FEES AND COSTS; WAIVER OF JURY.** The prevailing party in any action to enforce or interpret this Agreement will be entitled to recover its reasonable attorneys' fees and costs incurred in such action. To the extent permissible, the parties hereby waive their rights to a trial by jury and acknowledge that such waiver is part of the consideration supporting this Agreement, without which, the parties would not have entered into this Agreement.

20. **NOTICES.** Notices to be given or submitted under to this Agreement will be in writing to the addresses in the Quote or as otherwise provided in writing and will be deemed given (a) when delivered by hand (with written confirmation of receipt), or (b) when received if sent by a nationally recognized overnight courier (receipt requested) or by certified or registered mail, return receipt requested, postage prepaid. Copies of all notices to ARC will be sent to: ARC Document Solutions, LLC, Attn: Legal Department, 12657 Alcosta Blvd., Suite 200, San Ramon, CA 94583.

PREMIER TRUCK GROUP

PARTS

REMIT ALL PAYMENTS TO:
P.O. Box 840827 · Dallas, TX 75284-0827



PREMIER TRUCK GROUP OF TULSA
5104 WEST 60TH STREET
TULSA OK 74107
(918) 445-5300

Peterbilt 337 Pump Truck

Any warranties on the product sold hereby are those made by the manufacturer. The seller hereby expressly disclaims all warranties, either express or implied, including any implied warranty of merchantability or fitness for a particular purpose, and the seller neither assumes nor authorizes any other person to assume for it any liability in connection with the sale of said products.

ALL CLAIMS AND RETURNED GOODS OR CORES MUST BE ACCOMPANIED BY THIS INVOICE. NO RETURNS ON ELECTRICAL OR SPECIAL ORDER PARTS. NO RETURNS AFTER 30 DAYS. A RESTOCKING FEE WILL BE ASSESSED ON ALL RETURNED PARTS.

DATE ENTERED 27 AUG 20	YOUR ORDER NO. PETE 337 DUM	DATE SHIPPED 27 AUG 20	INVOICE DATE	INVOICE NUMBER Q142725
---------------------------	--------------------------------	---------------------------	--------------	---------------------------

QUOTE

S
O
L
D

T
O

ACCOUNT NO. 52842
MUSCOGEE CREEK NATION
PO BOX 580
OKMULGEE, OK 74447

14:48:42
S
H
I
P

T
O
MUSCOGEE CREEK NATION
3001 N WOOD DR
OKMULGEE, OK 74447-0000

PAGE 1 OF 2

Q142725


SHIP VIA			SLSM.	B/L NO.	TERMS	F.O.B. POINT	
			2711	(918) 549-2401	A/R CHARGE	TULSA OK	
ORD	QUANTITY	R.O.	PART NO.	DESCRIPTION	LIST	NET	AMOUNT
1	1	0	GRILL	PETE	610.64	610.64	610.64
1	1	0	BUMPER	PETE BUMPE	1549.45	1549.45	1,549.45
6	6	0	DON/1800004	TARP 90X18	132.25	132.25	793.50
1	1	0	DON/1801974	TARP ARM K	980.22	980.22	980.22
2	2	0	BUY/5541020	TARP ROCKE	194.60	191.82	383.64
1	1	0	PT/CONV-APS-15	APSCO TOWE	1026.34	1026.34	1,026.34
1	1	0	WEL/HBK1	PUMP SPPT	69.13	68.14	68.14
8	8	0	DLXT-124-AW	12V NARROW	64.03	64.03	512.24
8	8	0	BUY/8891132	5 INCH AMB	48.93	48.23	385.84
2	2	0	DLXT-124-RB	THIN AUX L	64.03	64.03	128.06
1	1	0	PHM/15-961	JUNCTION B	24.16	17.99	17.99
1	1	0	WEL/PTBZ102RAS25	DUMP PUMP	707.31	707.31	707.31
8	8	0	AUT/562*112430	MUD FLAP H	17.03	16.79	134.32
1	1	0	WEL/D14-1214-99-01	LIMIT VALV	167.36	167.36	167.36
1	1	0	WEL/DMPBRK-1214	BRACKET	39.32	39.32	39.32
1	1	0	WEL/PT2000XBN011RA	BEZARES RP	865.83	853.46	853.46
1	1	0	PWT/SMC35AR	HYDRLC 35G	1112.28	1112.28	1,112.28
8	8	0	HIL/340-0006	STROBE, DL	94.88	94.88	759.04
8	8	0	HIL/340-0004	STROBE, DL	94.88	94.88	759.04
4	4	0	ACC/27599XP	STUD MOUNT	383.62	305.54	1,222.16
2	2	0	ACC/27599SP	WHEEL- 24.	364.18	364.18	728.36
				PARTS			
				SUBLET			
				FREIGHT			
				SALES TAX			
CUSTOMER'S SIGNATURE							
X				TOTAL			

IMPORTANT INFORMATION ABOUT WARRANTIES and RETURNS:
Premier Truck Group (PTG), hereby expressly disclaims all warranties, express or implied, including any implied warranty of merchantability or fitness for a particular purpose. PTG neither assumes nor authorizes any other person to assume for it any liability in connection with the item(s) sold or work performed relating to this transaction. IN no event shall PTG be liable for any incidental or consequential damages or any commercial loss arising out of this transaction. Warranties, either express or implied made by the manufacturers on items sold by PTG may apply. PTG may assist Customer in making claims against such manufacturers, if requested by Customer. All Claims for returned merchandise and cores must be made accompanied by the application invoice within 30 days of purchase. VENUE: It is agreed that this agreement is entered into in the State of TEXAS and is governed by the laws of the State of Texas.

www.premiertruck.com



PARTS



REMIT ALL PAYMENTS TO:
P.O. Box 840827 · Dallas, TX 75284-0827

PREMIER TRUCK GROUP OF TULSA
5104 WEST 60TH STREET
TULSA OK 74107
(918) 445-5300

ALL CLAIMS AND RETURNED GOODS OR CORES MUST BE ACCOMPANIED BY THIS INVOICE. NO RETURNS ON ELECTRICAL OR SPECIAL ORDER PARTS. NO RETURNS AFTER 30 DAYS. A RESTOCKING FEE WILL BE ASSESSED ON ALL RETURNED PARTS.

Any warranties on the product sold hereby are those made by the manufacturer. The seller hereby expressly disclaims all warranties, either express or implied, including any implied warranty of merchantability or fitness for a particular purpose, and the seller neither assumes nor authorizes any other person to assume for it any liability in connection with the sale of said products.

DATE ENTERED 27 AUG 20	YOUR ORDER NO. PETE 337 DUM	DATE SHIPPED 27 AUG 20	INVOICE DATE 14:48:42	INVOICE NUMBER Q142725
---------------------------	--------------------------------	---------------------------	--------------------------	---------------------------

****QUOTE****
ACCOUNT NO. 52842
MUSCOGEE CREEK NATION
PO BOX 580
OKMULGEE, OK 74447

SHIP TO
MUSCOGEE CREEK NATION
3001 N WOOD DR
OKMULGEE, OK 74447-0000

PAGE 2 OF 2
Q142725

SHIP VIA	SLSM. 2711	B/L NO. (918)549-2401	TERMS A/R CHARGE	F.O.B. POINT TULSA OK
----------	---------------	--------------------------	---------------------	--------------------------

QTY	SHIP	B.O.	PART NO.	DESCRIPTION	LIST	NET	AMOUNT
1	1	0	DUMP	DUMP BED	0629.28	4592.36	14,592.36
10	10	0	MBL/122206	TRANS FLUI	5.79	5.34	53.40
55	55	0	OWI/ALA001	ALLIANCE P	16.80	16.80	924.00
1	1	0	QP/BLUEDEF001	55 GAL DRU	244.95	240.95	240.95
55	55	0	QP/AW46HYD55G	HYDRAULIC	8.48	8.48	466.40
2	2	0	SET/187300MW661	SEAT. FRON	2035.30	1846.33	3,692.66
2	2	0	TOOLBOX	18X18X24	922.17	922.17	1,844.34
1	1	0	FUEL	80 GL	1197.66	1197.66	1,197.66
1	1	0	BACKUPCAMERA	B/U CAM SY	741.74	741.74	741.74
2	2	0	AUT/463*DS6221	DRAG LINK	162.21	159.90	319.80
2	2	0	SHP/1213708	KNOB	5.24	5.24	10.48
1	1	0	SHP/125866	SENDER	129.58	129.58	129.58
1	1	0	SHP/178013440A	AIR CLNR	105.57	105.57	105.57
6	6	0	SHP/20570098	SHOCK ABSO	92.66	92.66	555.96
2	2	0	SHP/20787900	WIPER-WASH	280.85	280.85	561.70
1	1	0	SHP/20802313	PANEL	773.35	773.35	773.35
3	3	0	SHP/20895320	TURN SIGNA	122.16	107.81	323.43
10	10	0	SHP/21089679	SERVICE KI	535.36	535.36	5,353.60
**** I N V O I C E Q U O T E - DO NOT PAY ****							

IMPORTANT INFORMATION ABOUT WARRANTIES and RETURNS:
Premier Truck Group (PTG), hereby expressly disclaims all warranties, express or implied, including any implied warranty of merchantability or fitness for a particular purpose. PTG neither assumes nor authorizes any other person to assume for it any liability in connection with the item(s) sold or work performed relating to this transaction. IN no event shall PTG be liable for any incidental or consequential damages or any commercial loss arising out of this transaction. Warranties, either express or implied made by the manufacturers on items sold by PTG may apply. PTG may assist Customer in making claims against such manufacturers, if requested by Customer. All Claims for returned merchandise and cores must be made accompanied by the application invoice within 30 days of purchase. VENUE: It is agreed that this agreement is entered into in the State of TEXAS and is governed by the laws of the State of Texas.

*****		PARTS	44,825.69
* [] CASH [] CREDIT CARD [] CHK-UTA*		SUBLET	
* [] CHK-WF [] CHARGE [] PINNACLE *		FREIGHT	0.00
* CHECK NO. _____ INITIALS _____ *		SALES TAX	0.00
*****		METHOD OF PMT	
CUSTOMER'S SIGNATURE		TOTAL	\$44,825.69
X			

www.premiertruck.com



**Bruckner Truck Sales, Inc.
Retail Purchase Order**


Date: **August 7, 2020**

CUSTOMER INFORMATION	
Name:	Muscogee Creek Nations
Address:	
CSZ:	
Phone:	Cell:
Fax:	Contact: David Ford- Construction D
Email:	

EQUIPMENT INFORMATION	
Stock #:	
Year:	2021
Make:	FRTL
Model:	M2
VIN:	
Salesman:	Tex Beal

EQUIPMENT SPECIFICATIONS			
Type:	FRTL M2	X Members:	2000 Gal. Tank
Length:	162"	Floors:	120" X 96"W X 56"T
Width:	96"	Doors:	
Height:		Posts:	
Front Wheel:	Steel Disc 22.5	GVWR:	33,000 or 26,000
Rear Wheel:	Steel Disc 22.5	Tires:	11R22.5 Michelin 14ply tires
Suspension:	Spring	Add'l Specs:	PTO PUMP W/ 3 Sprayers
Axle Capacity:	13K Front Axle 20K Rear Axle	Add'l Specs:	FRONT / SIDE / REAR SPRAYERS

Chassis Includes the Following Local Extras:		Amount
DOT		\$99,430.00
PDI		
Freight		
Trade-In Information: Trade 1: Trade 2:		
Allowances:		-
VIN:		
Year:		
Make:		
Model:		
Payoff:		-
OTHER CHARGES:		
Federal Retail Excise Tax		-
Lien Entry & Registration Fees (Estimated):		10.00
Purchase Coverage Type: _____		-
Insurance Type: _____		-
Doc Fees:		300.00
Cash Down Payment:		-
TOTAL:		\$99,740.00

Dealer Signature: 
Date: 8-7-20

Customer Signature: _____
Date: _____

A documentary fee is not an official fee. A documentary fee is not required by law, but may be charged to buyers for handling documents and performing services relating to the closing of a sale. A documentary fee may not exceed \$50 for a motor vehicle contract or a reasonable amount agreed to by the parties for a heavy commercial vehicle contract. This notice is required by law.



7022 East 41st Street
 Tulsa, OK 74014
www.e-arc.com
 Phone: (918) 663-8100
 Fax: (918) 622-1246
 Prepared by: Bobby Perry





Proposal

DATE	8/17/2020
VALID UNTIL	9/17/2020

CUSTOMER

Customer Contact: Jennifer Reyher
 Company: Muscogee Creek Environmental
 Address: PO Box 580
 City: Okmulgee, State: OK Zip: 74447
 Phone: 918-549-2582

Pricing included:
 Basic design, printing & install
Note: Pricing could change by 10% up or down based on current market in Nov / Dec

DESCRIPTION	UNIT PRICE	QTY	TAXABLE	AMOUNT
2021 Freightliner Model M2 2000 gallon  <ul style="list-style-type: none"> Full wrap on cab Full wrap on tank 	\$6,300.00	1		6,300.00
2020 Ford F550 LT40 with bucket  <ul style="list-style-type: none"> Full wrap on cab Nothing on bed panels 	\$2,950.00	1		2,950.00
2021 Peterbilt Model 337 with Dump Body  <ul style="list-style-type: none"> Full wrap on cab Logo on side & back of dump body 	\$4,000.00	1		4,000.00
Mack Model P164R w/ Dump Body  <ul style="list-style-type: none"> Full wrap on cab Logo on side & back of dump body 	\$4,000.00	1		4,000.00
Subtotal				\$ -
Taxable				\$ -
Tax rate				8.517%
Tax due				\$ -
Other				\$ -
TOTAL				\$ -

TERMS AND CONDITIONS BELOW

Customer Acceptance (sign below):
 x _____
 Print Name: _____
 If you have any questions about this price quote, please contact us
 (918) 663-8100 | tulsa.production@e-arc.com
 Thank You For Your Business!

Subtotal	\$ -
Taxable	\$ -
Tax rate	8.517%
Tax due	\$ -
Other	\$ -
TOTAL	\$ -

17,250.00

TERMS AND CONDITIONS

These Terms and Conditions and the Quote to which they are attached (collectively, the "Agreement") constitute the entire agreement between ARC Document Solutions, LLC ("ARC"), and the customer identified in the Quote ("Customer")

1. **SERVICES** Customer agrees for ARC to perform the services and/or provide the materials and goods described in the Quote ("Services"), which is incorporated by reference. ARC will provide all management, supervision, labor, materials, tools, equipment, facilities, and elevation plans necessary to perform its obligations hereunder. Customer is responsible for providing all drawings, plans, specifications and/or other documentation reasonably required for ARC to perform the Services (collectively, "Documents"). Customer acknowledges that the installation costs set forth in the Quote include a predetermined amount of travel required to perform the Services and that change orders, construction delays, limiting on-site conditions, or other forces outside of ARC's control may result in unforeseen additional travel or costs for which Customer will be liable. ARC will promptly notify Customer of any change in the cost of the Services based on the availability of materials and ARC will not commence work until it has received Customer's written consent regarding any such increased costs and a change order is issued. The Services do not include fees and costs for de-installation and/or removal of materials installed as part of the Services.

2. **CHANGE ORDERS** Customer is solely responsible for notifying ARC of any required or desired changes to the Services by submitting a written change order to ARC specifically referencing this Agreement and detailing the requested changes. ARC will promptly notify Customer of any resulting increase in the cost of the Services and ARC will not commence work under a change order until it has received Customer's written consent regarding any such cost increase. ARC's time for performing the Services will be extended as reasonably necessary to accommodate any change order and in no event will ARC be liable for any resulting time overruns.

3. **ELEVATION PLANS & PROOFS OF CONCEPT** ARC will not be liable for any issues resulting from discrepancies between the Documents and the actual build environment. In the event that Customer instructs ARC to rely on Customer's dimensions and measurements rather than allowing ARC to perform a site survey to field verify such dimensions, measurements and site conditions prior to production and fabrication, Customer will be solely liable for any inaccuracies in Customer-approved elevation plans and additional expenses incurred therefrom. Customer shall provide ARC with a proof of concept upon request during the initial development and concept phase, and, if applicable, an additional proof of concept following approval of the final architectural drawings and documents.

4. **CUSTOMER RESPONSIBILITIES** In addition to the responsibilities set forth above, Customer is solely responsible for: (a) the content of all Documents; (b) obtaining any licenses, permits and/or consents necessary for ARC to perform the Services; and (c) immediately notifying ARC of any material changes to the Documents which may affect the Services. ARC's ability to perform the Services will not be contingent upon ARC entering into any subcontractor or other third-party agreement. If any part of the Services are to be performed at a Customer-specified location, Customer is solely responsible for providing ARC with access to such location. Services which are part of a larger construction project will not be scheduled or performed until Customer provides ARC with the complete and most recent Documents or a hyperlink to access the Documents.

5. **LOW/NO-VOC PAINT DISCLAIMER** Paints with no or low amounts of volatile organic compounds ("VOC") are known to cause issues with adhesion when installing vinyl graphics using traditional methods. Accordingly, if Customer cannot meet the minimum condition required for adhering wall graphics to any surface prior to installation, ARC reserves the right to decline the installation and/or hire a qualified tradesman to bring the surface to ARC's minimum standards. Should Customer refuse to allow ARC to prime or otherwise treat such a surface, Customer will be solely responsible for any additional costs for material, labor or otherwise which ARC may incur on account of adhesion issues.

6. **COMPLIANCE** Each party represents and warrants that, during the term of this Agreement, it will comply with all laws applicable to the performance of its obligations hereunder.

7. **FEES & PAYMENT-TAXES** Customer will pay all fees as specified in this Agreement in U.S. Dollars. Except as otherwise provided herein, fees are non-cancellable and non-refundable. Fees for the Services are due within thirty (30) days of receipt of invoice without deduction of any kind. Any late payments will be subject to a service charge equal to 2% per month of the amount due or the maximum amount allowed by law, whichever is less. All returned checks will be assessed a fee of Fifty Dollars (\$50.00). The amounts payable to ARC are exclusive of any sales, use, excise, value added, import, business, service, goods and services, consumption, withholding or other applicable taxes, tariffs or duties ("Taxes"). Customer is solely responsible for payment of all Taxes except for any taxes based solely on ARC's net income.

8. **TERM & TERMINATION** The term of this Agreement will commence upon the date that Customer signs the Quote and will continue until ARC informs Customer in writing that the Services are complete, unless sooner terminated as provided herein. Either party may terminate this Agreement for cause upon thirty (30) days' written notice (ten (10) days in the event of non-payment) to the other party of a material breach of this Agreement if such breach remains uncured at the expiration of such notice period. Except as otherwise provided herein, upon termination of this Agreement by either party, and payment by Customer for completed work, ARC will make all completed work available for Customer to pick up. Customer will not be entitled to incomplete work performed as part of the Services. Termination will not relieve Customer of the obligation to pay any fees accrued or payable to ARC prior to termination. If (a) Customer's account is thirty (30) days or more overdue or (b) Customer is in material breach of its obligations hereunder, in addition to any of its other rights or remedies, ARC reserves the right to suspend the Services, without liability to Customer or any third party, until such amounts are paid in full, including any late payment fee, or until such material breach is cured to ARC's reasonable satisfaction.

9. **CONFIDENTIALITY** Both parties acknowledge that they may have access to confidential information of the other party ("Confidential Information"). Each party agrees to use Confidential Information only as necessary to fulfill their respective obligations hereunder and to

hold such Confidential Information in confidence, except such disclosure as may be required by law. Each party agrees that it will treat all Confidential Information with at least the same degree of care as it accords to its own Confidential Information, but not less than reasonable care. Following termination of this Agreement, neither party will be required to maintain Confidential Information of the other party and may destroy such Confidential Information unless otherwise agreed to in writing.

10. **LIMITED WARRANTY** ARC represents and warrants that the Services will be performed in a professional and workmanlike manner and materially in accordance with the Documents. This limited warranty will survive for a period of one (1) year from installation or delivery by ARC and does not cover issues or failure resulting from abuse, misuse, alteration, acts of nature or disaster, unauthorized repair or installation, or use of the Services in deviation from the Documents or this Agreement. Subject to Section 5, ARC's sole liability (and Customer's exclusive remedy) for any breach of this warranty will be, in ARC's sole discretion and at no charge to Customer, (a) to use commercially reasonable efforts to correct the reported non-conformity or, if ARC determines that is unviable, (b) to refund Customer an amount commensurate with the reported non-conformity.

11. **DISCLAIMER** THE ABOVE WARRANTY IS CUSTOMER'S EXCLUSIVE WARRANTY AND REPLACES ALL OTHER WARRANTIES AND CONDITIONS, EXPRESS OR IMPLIED INCLUDING WITHOUT LIMITATION THE IMPLIED WARRANTIES OR CONDITIONS OF DESIGN, MERCHANTABILITY, FITNESS FOR A PARTICULAR PURPOSE, AND ANY WARRANTIES OF TITLE AND NON-INFRINGEMENT, EXCEPT AS PROVIDED ABOVE. CUSTOMER ACKNOWLEDGES THAT THE SERVICES ARE PROVIDED "AS IS." CUSTOMER WILL BE SOLELY RESPONSIBLE FOR DETERMINING THAT CUSTOMER'S PROPOSED USE OF THE SERVICE COMPLIES WITH APPLICABLE LAWS IN CUSTOMER'S JURISDICTION(S). If installation is not part of the Services, Customer assumes all risk of loss associated with installation upon delivery or acceptance of the Services.

12. **INDEMNIFICATION** ARC will indemnify and hold Customer, its officers, directors, agents and employees harmless from and against any and all liabilities, damages, losses, expenses, claims or judgments made by third parties, including reasonable attorneys' fees (collectively "Claims"), arising out of bodily injury or death or damage to or loss of property caused by the gross negligence or willful misconduct of ARC. Customer will indemnify and hold ARC, its officers, directors, agents and employees harmless from and against any Claim arising out of (a) bodily injury or death or damage to or loss of property allegedly caused by acts or omissions of Customer, its employees, agents or third parties, (b) any claim that the ARC's use of the Documents in providing the Services infringes or violates the copyright, trademark, patent, trade secret, or other rights of a third party, or (c) a breach of any representation, warranty, or obligation of Customer under this Agreement.

13. **LIMITATION OF LIABILITY** NEITHER PARTY WILL BE LIABLE FOR ANY INDIRECT, SPECIAL, CONSEQUENTIAL OR EXEMPLARY DAMAGES, HOWEVER CAUSED AND WHETHER ARISING UNDER CONTRACT, TORT, OR OTHER THEORY OF LIABILITY, EVEN IF IT HAS BEEN INFORMED OF THE POSSIBILITY OF SUCH DAMAGES. ARC'S AGGREGATE LIABILITY ARISING FROM OR RELATING TO THIS AGREEMENT WILL NOT EXCEED THE AMOUNTS ACTUALLY PAID BY CUSTOMER HEREUNDER.

14. **AUTHORIZATION TO USE NAME/MATERIAL/SILOGOS** Customer, having the sole right to do so, grants to ARC and its successors, assignees and licensees the right, but not the obligation, to photograph, reproduce, depict and incorporate the work product created by ARC in performance of the Services ("Materials"), including Customer names, trademarks, service marks, trade names, logos, and copyrights depicted in the Materials and images thereof on ARC's website and in the promotion, marketing and exploitation of ARC's services.

15. **RELATIONSHIP OF THE PARTIES** Customer and ARC are and at all times will be and remain independent contractors as to each other. At no time will either party be deemed to be the agent or employee of the other party, and no joint venture, partnership, agency or other similar relationship will be created or implied by virtue of this Agreement.

16. **MODIFICATION** This Agreement may only be amended, modified or supplemented by an agreement in writing signed by each party hereto.

17. **SUBCONTRACTORS AND ASSIGNMENT** ARC may subcontract the provision of the Services, or any part thereof, including installation, to subcontractors selected by ARC. Customer will not assign or otherwise transfer any of its rights, or delegate or otherwise transfer any of its obligations or performance, under this Agreement. ARC may freely assign or otherwise transfer all or any of its rights, or delegate or otherwise transfer all or any of its obligations or performance, under this Agreement without Customer's consent.


18. **GOVERNING LAW AND JURISDICTION** This Agreement will be governed by the laws of the State of California without giving effect to any conflict of law provision. Any legal claim, suit, action or proceeding arising out of this Agreement will be instituted exclusively in the courts of the State of California in the City and County of San Francisco.

19. **ATTORNEYS' FEES AND COSTS; WAIVER OF JURY** The prevailing party in any action to enforce or interpret this Agreement will be entitled to recover its reasonable attorneys' fees and costs incurred in such action. To the extent permissible, the parties hereby waive their rights to a trial by jury and acknowledge that such waiver is part of the consideration supporting this Agreement, without which, the parties would not have entered into this Agreement.

20. **NOTICES** Notices to be given or submitted under to this Agreement will be in writing to the addresses in the Quote or as otherwise provided in writing and will be deemed given (a) when delivered by hand (with written confirmation of receipt), or (b) when received if sent by a nationally recognized overnight courier (receipt requested) or by certified or registered mail, return receipt requested, postage prepaid. Copies of all notices to ARC will be sent to: ARC Document Solutions, LLC, Attn: Legal Department, 12657 Alcosta Blvd., Suite 200, San Ramon, CA 94583.



PARTS



REMIT ALL PAYMENTS TO:
 P.O. Box 840827 · Dallas, TX 75284-0827

PREMIER TRUCK GROUP OF TULSA
 5104 WEST 60TH STREET
 TULSA OK 74107
 (918) 445-5300

ALL CLAIMS AND RETURNED GOODS OR CORES MUST BE ACCOMPANIED BY THIS INVOICE. NO RETURNS ON ELECTRICAL OR SPECIAL ORDER PARTS. NO RETURNS AFTER 30 DAYS. A RESTOCKING FEE WILL BE ASSESSED ON ALL RETURNED PARTS.

2021 FRT M2 2000 gal tank

Any warranties on the product sold hereby are those made by the manufacturer. The seller hereby expressly disclaims all warranties, either express or implied, including any implied warranty of merchantability or fitness for a particular purpose, and the seller neither assumes nor authorizes any other person to assume for it any liability in connection with the sale of said products.

DATE ENTERED 27 AUG 20	YOUR ORDER NO. FEDERAL ROAD	DATE SHIPPED 27 AUG 20	INVOICE DATE	INVOICE NUMBER Q142698
---------------------------	--------------------------------	---------------------------	--------------	---------------------------

****QUOTE****
 ACCOUNT NO. 52842
 MUSCOGEE CREEK NATION
 PO BOX 580
 OKMULGEE, OK 74447

13:46:11
 SHIP TO
 MUSCOGEE CREEK NATION
 3001 N WOOD DR
 OKMULGEE, OK 74447-0000

PAGE 1 OF 3
 Q142698


SHIP VIA	SLSM. 2711	S/L NO. (918)549-2401	TERMS A/R CHARGE	F.O.B. POINT TULSA OK
----------	---------------	--------------------------	---------------------	--------------------------

QTY	UNIT	PART NO.	DESCRIPTION	LIST	NET	AMOUNT	IMPORTANT INFORMATION ABOUT WARRANTIES and RETURNS: Premier Truck Group (PTG), hereby expressly disclaims all warranties, express or implied, including any implied warranty of merchantability or fitness for a particular purpose. PTG neither assumes nor authorizes any other person to assume for it any liability in connection with the item(s) sold or work performed relating to this transaction. IN no event shall PTG be liable for any incidental or consequential damages or any commercial loss arising out of this transaction. Warranties, either express or implied made by the manufacturers on items sold by PTG may apply. PTG may assist Customer in making claims against such manufacturers, if requested by Customer. All Claims for returned merchandise and cores must be made accompanied by the application invoice within 30 days of purchase. VENUE: It is agreed that this agreement is entered into in the State of TEXAS and is governed by the laws of the State of Texas.
4	0	17-14781-000	BRACKET-HO	6.36	6.36	25.44	
2	0	A03-33883-002	STRAP-FUEL	42.89	42.89	85.78	
2	0	DR/8600201	ALTERNATOR	310.69	277.87	555.74	
2	0	DR/8201105	STARTER-DR	325.23	290.88	581.76	
4	0	10-13760-000	SHOCK ABSO	105.74	105.74	422.96	
2	0	16-14049-000	SEAT-AXLE.	42.77	42.77	85.54	
4	0	16-18708-000	SHOCK 368/	103.95	103.95	415.80	
2	0	A16-21025-000	SPRING-10.	515.53	515.53	1,031.06	
2	0	A16-19290-001	SPRING-LEA	711.90	711.90	1,423.80	
4	0	A16-21077-000	AIR BAG-A/	192.02	192.02	768.08	
2	0	CHR/1612	HUB CAPS /	42.74	25.23	50.46	
1	0	EXTENDED	5 YR 500,000	350.00	700.00	7,000.00	
10	0	TDA/KSMA2124707QP	BRAKE MAJO	90.41	90.41	904.10	
2	0	CM/10009920	DRUM-FRONT	104.58	104.58	209.16	
4	0	CM/10009830	DRUM IH 06	121.93	121.93	487.72	
1	0	14-19708-000	GEAR-STEER	1000.82	1000.82	1,000.82	
		CORE DEPOSIT			565.25	565.25	
2	0	NTS/40114-13AF31	SEAT-75E-M	1091.73	951.90	1,903.80	
1	0	22-75834-000	COMPR-AC.V	592.01	592.01	592.01	
2	0	A17-21024-001	GRILLE-HOO	441.99	441.99	883.98	
1	0	A17-21151-028	HOOD-106.B	2433.27	2433.27	2,433.27	
				PARTS			
				SUBLET			
				FREIGHT			
				SALES TAX			
CUSTOMER'S SIGNATURE X				TOTAL			

www.premiertruck.com



PARTS



REMIT ALL PAYMENTS TO:
 P.O. Box 840827 · Dallas, TX 75284-0827

PREMIER TRUCK GROUP OF TULSA
 5104 WEST 60TH STREET
 TULSA OK 74107
 (918) 445-5300

ALL CLAIMS AND RETURNED GOODS OR CORES MUST BE ACCOMPANIED BY THIS INVOICE. NO RETURNS ON ELECTRICAL OR SPECIAL ORDER PARTS. NO RETURNS AFTER 30 DAYS. A RESTOCKING FEE WILL BE ASSESSED ON ALL RETURNED PARTS.

Any warranties on the product sold hereby are those made by the manufacturer. The seller hereby expressly disclaims all warranties, either express or implied, including any implied warranty of merchantability or fitness for a particular purpose, and the seller neither assumes nor authorizes any other person to assume for it any liability in connection with the sale of said products.

DATE ENTERED 27 AUG 20	YOUR ORDER NO. FEDERAL ROAD	DATE SHIPPED 27 AUG 20	INVOICE DATE	INVOICE NUMBER Q142698
---------------------------	--------------------------------	---------------------------	--------------	---------------------------

S
O
L
D
T
O

QUOTE
 ACCOUNT NO. 52842
 MUSCOGEE CREEK NATION
 PO BOX 580
 OKMULGEE, OK 74447

13:46:11
 S
H
I
P
T
O

PAGE 2 OF 3
 MUSCOGEE CREEK NATION
 3001 N WOOD DR
 OKMULGEE, OK 74447-0000

Q142698

SHIP VIA	SLSM. 2711	B/L NO. (918)549-2401	TERMS A/R CHARGE	F.O.B. POINT TULSA OK
----------	---------------	--------------------------	---------------------	--------------------------

QTY	UNIT	PKT	PART NO.	DESCRIPTION	LIST	NET	AMOUNT
2		0	A21-28177-003	BUMPER-CEN	509.99	509.99	1,019.98
2		0	A21-27811-002	BUMPER END	625.41	625.41	1,250.82
2		0	A21-27811-003	BMPR END S	631.47	631.47	1,262.94
1		0	DDE/A9360700037	METERING P	893.35	893.35	893.35
10	10	0	DDE/A9360900651	KIT - FUEL	1833.80	100.14	1,001.40
1		0	DDE/EA9361301215	AIR COMPRES	1895.19	1895.19	1,895.19
			CORE DEPOSIT			399.00	399.00
1		0	DDE/A9362001601	COOLANT PU	6749.40	368.70	368.70
			CORE DEPOSIT			146.30	146.30
2		0	DDE/EA6804916094	EXCHANGE K	1678.77	1678.77	3,357.54
			CORE DEPOSIT			532.00	1,064.00
4		0	01-32732-317	BELT-8RIB.	64.00	64.00	256.00
4		0	DDE/A9369934396	BELT V-RIB	861.80	47.06	188.24
2		0	ACC/51408PKWHT21	WHEEL 22.5	146.08	116.36	232.72
4		0	ACC/51408PKWHT21	WHEEL 22.5	146.08	116.36	465.44
1		0	DDE/EA9360908780	EXCHANGE E	3967.30	3967.30	3,967.30
			CORE DEPOSIT			665.00	665.00
1		0	A06-75732-004	HEADLAMP-M	180.09	180.09	180.09
1		0	A06-75732-005	HEADLAMP-M	180.09	180.09	180.09
4		0	SYL/9006XSL	BULB-HALOG	9.99	9.99	39.96
5		0	SYL/9005XSL	BULB-HIGH	9.99	9.99	49.95

IMPORTANT INFORMATION ABOUT WARRANTIES and RETURNS:

Premier Truck Group (PTG), hereby expressly disclaims all warranties, express or implied, including any implied warranty of merchantability or fitness for a particular purpose. PTG neither assumes nor authorizes any other person to assume for it any liability in connection with the item(s) sold or work performed relating to this transaction. IN no event shall PTG be liable for any incidental or consequential damages or any commercial loss arising out of this transaction. Warranties, either express or implied made by the manufacturers on items sold by PTG may apply. PTG may assist Customer in making claims against such manufacturers, if requested by Customer. All Claims for returned merchandise and cores must be made accompanied by the application invoice within 30 days of purchase. VENUE: It is agreed that this agreement is entered into in the State of TEXAS and is governed by the laws of the State of Texas.


CUSTOMER'S SIGNATURE X	PARTS	
	SUBLET	
	FREIGHT	
	SALES TAX	
	TOTAL	

www.premiertruck.com

PREMIER TRUCK GROUP

PARTS

REMIT ALL PAYMENTS TO:
P.O. Box 840827 · Dallas, TX 75284-0827



PREMIER TRUCK GROUP OF TULSA
5104 WEST 60TH STREET
TULSA OK 74107
(918) 445-5300

ALL CLAIMS AND RETURNED GOODS OR CORES MUST BE ACCOMPANIED BY THIS INVOICE. NO RETURNS ON ELECTRICAL OR SPECIAL ORDER PARTS. NO RETURNS AFTER 30 DAYS. A RESTOCKING FEE WILL BE ASSESSED ON ALL RETURNED PARTS.

Any warranties on the product sold hereby are those made by the manufacturer. The seller hereby expressly disclaims all warranties, either express or implied, including any implied warranty of merchantability or fitness for a particular purpose, and the seller neither assumes nor authorizes any other person to assume for it any liability in connection with the sale of said products.

DATE ENTERED 27 AUG 20	YOUR ORDER NO. FEDERAL ROAD	DATE SHIPPED 27 AUG 20	INVOICE DATE 13:46:11	INVOICE NUMBER Q142698
---------------------------	--------------------------------	---------------------------	--------------------------	---------------------------

S O L D T O	<p style="text-align: center;">**QUOTE**</p> <p>ACCOUNT NO. 52842</p> <p>MUSCOGEE CREEK NATION PO BOX 580 OKMULGEE, OK 74447</p>	S H I P T O	<p>PAGE 3 OF 3</p> <p>MUSCOGEE CREEK NATION 3001 N WOOD DR OKMULGEE, OK 74447-0000</p>	Q142698
--------------------------------	--	--------------------------------	--	---------

SHIP VIA	SLSM. 2711	B/L NO. (918) 549-2401	TERMS A/R CHARGE	F.O.B. POINT TULSA OK
----------	---------------	---------------------------	---------------------	--------------------------

QTY	UNIT	P.C.	PART NO.	DESCRIPTION	LIST	NET	AMOUNT
2		0	HAL/224-394-045	HOLDER. ME	6.85	6.85	13.70
			Part number	HAL/224-394-045		replaces	HAL/224
		0	A06-40578-000	LAMP-MARKE	50.00	50.00	250.00
		0	ABP/N10G-36000006	FILTER-VEN	14.72	12.83	64.15
			Part number	ABP/N10G-360000		replaces	VCC/360
		0	14-17927-000	FILTER-POW	44.02	44.02	88.04
		0	DDE/A9360900651	KIT - FUEL	1833.80	100.14	300.42
		0	DN/P607955	FILTER. PR	85.28	85.28	426.40
		0	ABP/N35-100425	ACCUSEAL 4	6.18	5.39	26.95
			Part number	ABP/N35-100425		replaces	04-3081
		0	COH/63440-0	GLASS-WIND	405.86	353.88	707.76
		0	A22-77318-082	LOCKSET. RA	74.67	74.67	149.34
		0	WEL/PTBZ102RAS25	DUMP PUMP	707.31	707.31	707.31
		0	WEL/PTBZ102RAS25	DUMP PUMP	707.31	707.31	707.31
12	12	0	OWI/FXA053	FINAL CHR	11.57	11.41	136.92
1	1	0	18-48385-000	WDO GLASS-	92.42	92.42	92.42
1	1	0	DDE/EA9361421679	EGR COOLER	6220.60	886.09	886.09
			CORE DEPOSIT			532.00	532.00

IMPORTANT INFORMATION ABOUT WARRANTIES and RETURNS:

Premier Truck Group (PTG), hereby expressly disclaims all warranties, express or implied, including any implied warranty of merchantability or fitness for a particular purpose. PTG neither assumes nor authorizes any other person to assume for it any liability in connection with the item(s) sold or work performed relating to this transaction. IN no event shall PTG be liable for any incidental or consequential damages or any commercial loss arising out of this transaction. Warranties, either express or implied made by the manufacturers on items sold by PTG may apply. PTG may assist Customer in making claims against such manufacturers, if requested by Customer. All Claims for returned merchandise and cores must be made accompanied by the application invoice within 30 days of purchase. VENUE: It is agreed that this agreement is entered into in the State of TEXAS and is governed by the laws of the State of Texas.

*****		PARTS	45,399.35
* [] CASH [] CREDIT CARD [] CHK-UTA *		SUBLET	
* [] CHK-WF [] CHARGE [] PINNACLE *		FREIGHT	0.00
* CHECK NO. _____ INITIALS _____ *		SALES TAX	0.00
*****		METHOD OF PMT	
CUSTOMER'S SIGNATURE		TOTAL	\$45,399.35
X			

www.premiertruck.com

Replacement Vehicle for VIN 1FDXE45P95HB43854



**PROFESSIONAL
AMBULANCE**

OFFICE

972-841-2339 john.d@servsllc.com

JOHN DENSON

SALES

309 FM 3381
Comanche, Texas 76442
WATTS 800-561-6070
FAX 325-356-3360
www.proambulance.net

Muskogee Creek Nation EMS
1800 E Coplin St
Okemah, OK 74859

July 31, 2020

We would like to thank you for your interest in our company, and for allowing us to provide your service with information on our ambulances. We hope this information is both helpful and informative for your upcoming ambulance purchasing. Per your bid request, I am enclosing information on the Horton Type I ambulances.

F550 #19645 2020 Horton Type I Ambulance \$ 334,156.00

Here are the specs and price sheet for the proposed units. Price includes-

1. Stryker Power Pro XT Cot with options
2. Stryker Power Load
3. Vanner 1050 Inverter
4. Ranch Hand Legend Full Bumper Replacement Grille Guard
5. Danhard 110 Shoreline Powered HVAC
6. Additional 110 Outlet In Telemetry Area
7. Ferno Wall mount for LP15
8. Dual Ferno 521 D Cylinder Bracket Installed in SS Forward Compartment
9. Knox MedVault Installed per your instructions sent you send 7.30.20
10. Chassis Window Tint
11. Wig Wag Headlights
12. 2 Streamlight Stinger LED Flashlights W/ Drop In Chargers Installed In Front Console.
13. Graphics Allowance
14. Stryker items sent 7.30.20
15. Bound Tree items sent 7.30.20
16. CPAP sent 7.30.20

Delivery will be approximately 30-45 days after receipt of all additional items.

Terms: Payment is expected at time of delivery and acceptance of unit.

If you have any questions or need any additional information, please do not hesitate to give me a call at (972) 841-2339.

Thank you,

John Denson



Final/Production #19645

Quote # 5147

Prepared For:

Horton Stock Unit
 3800 McDowell Road
 Grove City, OH 43123
 Phone: 574-903-8673
 Fax:
 Dave Marshall

Presented By: Dave Marshall

Horton Emergency Vehicles
 3800 McDowell Road
 Grove City, OH 43123
 Phone: 800-282-5113
 Fax: 614-539-8165

Option	QTY	Description
Chassis		
1000-0002	1	AMBULANCE SPECIFICATIONS
1000-0688	1	CHASSIS, 2020 FORD F-550 4X4, 193 The chassis required to complete the ambulance conversion shall be supplied by Horton.
1000-0071	1	CHASSIS ORDERED WITH ALUMINUM WHEELS The specified chassis is to be ordered to include OEM aluminum wheels.
1000-0063	1	CRAWL THROUGH FOR FORD Type 1 Ford chassis to be modified for crawl through access to the patient area.
1000-0067	1	DIESEL EXHAUST FLUID FILL, F SERIES Install a label next to the DEF fill stating that the fill is to be used for DEF only.
1000-0474	1	VALVE EXTENSIONS, ALUM WHEELS, F SERIES Install stainless steel braided filler extensions on the rear tires. Fasten to the center wheel hub with stainless steel brackets.
1000-0083	1	STANDARD CAB HEIGHT The specified chassis will have the standard cab height.
1000-0346	1	MUD FLAPS, REAR, LARGE W/LOGO Install individual rear mud flaps behind each set of rear wheels. Mud flaps to include Horton logo.
1000-0090	1	REINFORCE REAR BUMPER END CAPS Reinforce end caps of rear bumper for greater impact resistance.
1000-0223	1	RUNNING BOARDS: EMB.W/STAR PUNCH, F SERIES Install heavy duty aluminum embossed diamond plate running boards and splash shields.

Spec Writer Kevin Westfall, Spec Designer Chris Haggy

Option	QTY	Description
		Running boards are to be star punched for enhanced drain and foot grip.
1000-0227	1	REAR STEP/ BUMPER ASSEMBLY, F SERIES Install a diamondplate rear step/bumper assembly with flip-up center section.
1000-0149	1	LIQUID SPRING SUSPENSION, F 550 Install a Liquid Spring hydraulic rear suspension. Wire system to dump when the left rear entry door is opened. Install manual controls in the cab near the driver.
1000-0152	1	FRONT STABILIZER BAR: FORD F-SERIES Remove the OEM front stabilizer bar and install Roadmaster brand aftermarket stabilizer bar.
3000-0407	1	RECEIVER/DRYER KIT, FORD F-SERIES CHASSIS Install standard receiver/dryer kit w/pressure switch in the air conditioning system.
BODY		
2000-0149	1	AMBULANCE BODY Conversion model is to be a 603F-I using a Ford F Series chassis.
2000-0013	1	HEADROOM, 72" The headroom is to be 72".
2000-0625	1	ALUM. DIAMONDPLATE AT SIDE STEPWELL Fabricate the stepping surface inside the side access door using polished aluminum diamond treadplate.
2000-0245	1	DOUBLE STEP CURBSIDE ENTRY, 6" DROP SKIRT Fabricate curbside of body with 6" drop skirt. To include two step side entry.
2000-0247	1	NO BODY DROP, STREETSIDE The streetside body forward of the rear wheels will not have a drop skirt.
2000-0250	1	SOUND PROOFING/ACOUSTIC ENHANCEMENT PACKAGE Install standard sound control package.
2000-1050	1	ROOF POCKET, AUXILIARY CONDENSER Install a roof pocket for a CoolTech I unit.
2000-0259	1	PRIVACY WINDOWS, FIXED, REAR ENTRY DOORS Install privacy tinted solid fixed windows in the rear module access doors.
2000-0263	1	PRIVACY WINDOW, SLIDING FOR SIDE ENTRY DOOR Install a sliding tinted privacy window in the side access door.
2000-0265	2	EMERGENCY RELEASE, REAR DOORS Install standard emergency release knobs on top and bottom of the rear module entrance

Option	QTY	Description
		doors.
2000-0704	1	EMERGENCY RELEASE, SIDE ACCESS DOOR Install emergency release knobs on top and bottom of the side module entrance door.
2000-0010	1	DOOR HANDLES Install Tri-Mark free floating style door handles with pre-stretched stainless steel cables. Include three piece interior door panels on all access doors.
2000-0811	1	VI-TECH MOUNTING, F SERIES Install standard Vi-Tech body mounts.
2000-0270	1	MIRROR STAINLESS STEEL SPLASH SHIELDS Install #8 mirror stainless splash shields on the lower front face of the body just behind the cab access doors. These splash shields are to be the same height as the diamond plate front corner guards.
2000-0596	1	PRE PUNCH SPLASH SHIELDS The specified front splash shields are to be pre-punched to accept the specified running board lights.
2000-0510	1	FENDER, STAINLESS Install a stainless steel fender at the streetside rear wheelwell location. Fender for standard wheel opening with no drop skirt.
2000-0690	1	FENDERS, STAINLESS, STD, CS 6" DROP SKIRT Install a stainless steel fender, for use in conjunction with a 6" drop skirt, at the curbside rear wheelwell location.
2000-0273	1	POLISHED STAINLESS RUB RAILS Polished stainless lower body rub rails, with #8 mirror finish, are to be installed along the bottom of the body on each side fore and aft of the rear wheels.
2000-0652	1	STANDARD CORNER GUARDS Install standard height polished diamondplate corner guards.
2000-0281	1	REAR DOOR HOLD OPENS, GRABBER Install chrome Cast Products "Grabber" style rear door hold opens. (NOTE: HOLDOPENS MUST BE RELOCATED IF TELESCOPIC LIGHTS ARE ORDERED)
2000-0584	1	REAR RISER ADP The rear riser is to be fabricated out of polished aluminum diamondplate.
2000-1103	1	LICENSE PLATE, STREETSIDE REAR RISER Drill two mounting holes for the rear license plate on the streetside of the rear riser. Install an LED license plate light. include bolts with which the plate shall mount.
2000-0598	20	DOOR REFLECTORS All patient compartment entry doors to include standard red reflectors.
COMPARTMENTATION		
2900-1514	1	STREETSIDE FORWARD COMPARTMENT The height of the streetside front compartment is to be the full available height of the body.

Option	QTY	Description
		See drawings for compartment dimensions. Compartment is to include standard LED strip lighting and a single hinged door.
2000-0400	1	SS FORWARD COMPT. DIAMONDPLATE The streetside forward compartment is to be fabricated from diamondplate.
2900-1517	1	STREETSIDE INTERMEDIATE COMPARTMENT The height of the streetside intermediate compartment is to be the full available height to the bottom of the interior countertop. See drawings for compartment dimensions. Compartment is to include standard LED strip lighting and double hinged doors.
2000-0402	1	SS INTRMDT COMPT. DIAMONDPLATE The streetside intermediate compartment is to be fabricated from diamondplate.
2900-0144	1	ADJUSTABLE SHELF STREETSIDE INTERMEDIATE - Left side of divider Install diamond plate adjustable shelving in the streetside intermediate compartment. Locate as noted.
2900-0242	1	ELECTRICAL DIVIDER, STREETSIDE INTERMEDIATE - Against sharps close out Install a fixed vertical divider in the streetside intermediate compartment 12" from the wall. Locate to isolate the onboard electrical equipment from the remainder of the storage within the compartment.
1000-0308	1	RIGHT SIDE MOUNTED ELECTRICAL EQUIPMENT Install the onboard electrical components on the right side of the streetside intermediate compartment.
2900-0252	1	EXPANDED METAL CAGE, STREETSIDE INTERMEDIATE Install an expanded metal cage around the onboard electrical equipment per location noted above. Include access ports to equipment with grip lock around the edges of the openings.
8000-0145	1	SS WHEELWELL COMPARTMENT, DELETE Vehicle is not equipped with a streetside wheelwell compartment.
2900-1522	1	STREETSIDE REAR COMPARTMENT The height of the streetside rear compartment is to be 3/4 of the available height of the body. See drawings for compartment dimensions. Compartment is to include standard LED strip lighting and a single hinged door.
2000-0404	1	SS REAR COMPT. DIAMONDPLATE The streetside rear compartment is to be fabricated from diamondplate.
2900-0145	1	ADJUSTABLE SHELF STREETSIDE REAR - Centered Install diamond plate adjustable shelving in the streetside rear compartment. Locate as noted.

Option	QTY	Description
2900-1526	1	CURBSIDE REAR COMPARTMENT The height of the curbside rear compartment is to be the full available height of the body. See drawings for compartment dimensions. Compartment is to include standard LED strip lighting and a single hinged door.
2000-0409	1	CS REAR COMPT. FLAT ALUMINUM The curbside rear compartment is to be fabricated from flat aluminum.
2900-0148	2	ADJUSTABLE SHELF CURBSIDE REAR - Right side of divider for I/O, bottom shelf to be located 40" from floor Install diamond plate adjustable shelving in the curbside rear compartment. Locate as noted.
2900-4070	1	FIXED VERTICAL DIVIDER, CURBSIDE REAR - 11.5" from right wall Install a 16" deep fixed vertical divider in the curbside rear compartment. Locate as noted above.
2000-0611	1	SWEEP OUT COMPARTMENT FLOOR CS REAR COMPT Curbside rear compartment floor is to be sweep-out style.
2900-4001	1	STAIR CHAIR POCKET, CURBSIDE REAR A stair chair pocket is to be recessed into the curbside rear compartment inner door panel. The pocket shall be installed as close to the bottom and hinged side of door as possible. See drawings for dimensions.
2900-2956	1	STAIR CHAIR MODEL, STRYKER #6252 A Stryker #6252 stair chair will be stored as noted. This is for sizing/placement purposes only. Horton is not to supply this equipment.
8000-0090	1	CS INTRMDT COMPT, DELETE Vehicle is not equipped with a curbside intermediate compartment.
2900-1530	1	CURBSIDE FORWARD COMPARTMENT The height of the curbside front compartment door is to be the full available height of the body. See drawings for door dimensions. Compartment is to include standard LED strip lighting and a single hinged door.
2900-0110	1	RUBBER MATTING IN EXTERIOR COMPARTMENTS Ribbed black rubber matting will be installed on the floor and shelves of all exterior compartments.
2900-0113	1	RUBBER WALLS IN BB COMPT, GRAY The interior of the backboard compartment is to be covered with gray rubber matting to protect equipment stored in this area.
PAINT AND GRAPHICS		
5000-0003	1	CHASSIS PAINT: WHITE Chassis color to be standard white.

Option	QTY	Description
5000-0007	1	MODULE PAINT, WHITE Paint module standard white to match chassis.
5000-0190	3	ACCESS DOORS RED SCOTCHLITE STRIP Install 2" x 12" strips of red Scotchlite at the top of each entry door placed horizontally.
INTERIOR FEATURES		
2000-0288	1	ACRYLIC COLOR: LIGHT TINT All acrylic doors to be light tint.
2000-0293	2	STAINLESS STEEL COUNTER TOPS - Fore and aft of CPR seat Fab and install Stainless pan formed countertops in the patient area.
2000-0592	1	PAINTED STANDARD INHALATION AREA WALLS The main wall action area walls are to be painted to match the remainder of the interior cabinets.
2000-0307	1	INHALATION PANEL, CG TECH COVERED The inhalation panel is to be fabricated from composite material and covered with CG Tech to match to color selected.
2000-0643	1	SILVER METALLIC CG TECH INTERIOR COLOR The patient area walls, inner door panels and inhalation panel (EXCLUDING the main cabinet wall and associated areas such as the action area, CPR seat and telemetry area when equipped) are to be finished with Silver Metallic CG Tech material. Requires stainless risers and lower door panels.
2000-0457	1	LONCOIN FLECKSTONE BLACK ONYX #150TS The patient area floor is to be covered in Loncoin Fleckstone Black Onyx #150TS.
2000-0324	1	STAINLESS STEEL RISERS Install stainless steel on the interior risers. If a cabinet riser accent stripe is ordered the stainless steel will stop at the bottom edge of the stripe.
2000-0325	1	STAINLESS STEEL LOWER DOOR PANELS Finish lower section of inside patient compartment doors with stainless steel.
2000-0679	1	BATTLESHIP GRAY CABINET COLOR All interior cabinetry is to be painted Battleship gray.
2000-0709	1	CABINET PAINT TO BE SMOOTH The specified cabinet paint is to have a smooth finish.
2000-0670	1	FLINT GREY VINYL COLOR All seat cushions, backrests and vinyl closeouts are to be covered in Flint Grey colored material.
2000-0331	1	USSC CHILD, BLACK 4-POINT, FLINT GREY Install a Flint Gray USSC high back bucket seat with integral child safety seat and black 4pt seatbelt with safety vest. The seat to be adjustable front to rear and is to be mounted at the head of the cot.
2000-0681	1	4 POINT SEAT BELT FOOT OF BENCH, BLACK

Option	QTY	Description
		Install black 4-pt seatbelt with safety vest at the foot position of the squad bench.
2000-0682	1	4 POINT SEAT BELT HEAD OF BENCH, BLACK Install black 4-pt seatbelt with safety vest at the head position of the squad bench.
2000-0683	1	4 POINT SEAT BELT, CPR SEAT, BLACK Install black 4-pt seatbelt with safety vest at CPR seat location.
2000-0603	1	COMPOSITE INTERIOR CABINETS, BATTLESHIP GRAY All applicable cabinetry to be fabricated from aluminum composite material. Color is Battleship Gray.
3000-1119	1	TUBULAR AIRBAG, ATTENDANT'S SEAT Install a tubular airbag at the attendant's seat. Unit uses an angled upper inhalation cabinet and includes a cabinet beneath the main countertop.
3000-1125	1	HEAD CURTAIN AIRBAG, ATTENDANT'S SEAT Install a head curtain air bag for the attendant's seat for use with a standard linen cabinet.
3000-1123	1	ROLL SENSOR Install the roll sensor in the standard location. Unit includes streetside airbags only.
3000-1127	1	TUBULAR AIRBAG, CPR SEAT LOCATION. Install a tubular airbag forward of the CPR seat.
2000-0575	1	CABINET TRIM RADIUSED Install smooth radiused trim molding on all applicable interior cabinets.
2900-0079	1	IV HANGER, CP WITH RUBBER ARM COT HEAD - Per Drawing Install a Cast Products recessed IV hanger with rubber arm over the cot head area.
2900-0207	1	IV HANGER, CP WITH RUBBER ARM BENCH CHEST - Per Drawing Install a Cast Products recessed IV hanger with rubber arm over the bench chest area.
2000-0414	1	GRAB RAIL: (2) 2FT ANTI MIC. OVER COT - Per Drawing Install (2) 2 foot main grab rails with anti-microbial coating. Locate offset toward the main wall over the cot position in the patient area ceiling.
2000-0569	1	GRAB RAIL: 6FT WITH ANTI-MIC, OVER BENCH - Per Drawing Install 6 foot main grab rail with anti-microbial coating. Locate offset toward the bench wall in the patient area ceiling.
2000-0419	1	PATIENT DOOR GRAB RAILS: ANTI-MICROBIAL Install standard 'V' shaped grab rails with anti-microbial coating. Locate on the interior door

Option	QTY	Description
		panels of all three patient entry doors.
2000-0423	1	CEILING MATERIAL, PLATINUM WHITE COMPOSITE The standard module ceiling material shall be platinum white aluminum composite.
STREETSIDE CABINETRY		
2000-0337	1	LINEN CABINET Install a standard storage cabinet behind the attendant seat.
2900-1076	1	FIXED SHELF, UPPER LINEN CLOSET Fab and install a fixed aluminum shelf in the upper section of the linen cabinet. Shelf is to be painted to match the cabinet color.
2900-1079	1	ADJUSTABLE SHELF MIDDLE 1 LINEN CLOSET Fab and install an adjustable aluminum shelf in the middle section of the linen cabinet. Shelf is to be painted to match the cabinet color.
2900-1083	1	ADJUSTABLE SHELF LOWER LINEN CLOSET Fab and install an adjustable aluminum shelf in the lower section of the linen cabinet. Shelf is to be painted to match the cabinet color.
2900-2029	2	SOLID LAMINATE-COVERED LINEN CLOSET DOOR Install hinged solid doors on the linen cabinet. Cover in laminate to match the interior.
2900-1070	1	PIANO HINGE FOR LINEN CLOSET TOP DOOR The upper linen cabinet door(s) is/are to use piano style hinge.
2900-1074	1	PIANO HINGE FOR LINEN CLOSET LOWER DOOR The lower linen cabinet door(s) is/are to use piano style hinge.
2900-1056	1	SOUTHCO LOCKING LATCH, LINEN CABINET DOOR TOP, Install a stainless flush mount Southco locking pull latch on the upper linen cabinet door.
2900-1065	1	SOUTHCO LATCH FOR LINEN CABINET DOOR, LOWER Install a stainless flush mount Southco pull latch on the lower linen cabinet door.
2000-0343	1	STREETSIDE WALL WITH CPR SEAT Street side cabinet wall to include a CPR seat.
2000-0310	1	CPR SEAT, 28" WIDTH Streetside CPR seat width to be 28".
SR00088535	1	Install CPR storage compartment for possible future danhard install, ETC. Do not install CPR lift-up seat cushion - No access required.
2900-4087	1	ANGLED UPPER CABINET, FORWARD OF CPR SEAT The upper cabinet forward of the CPR seat is to be angled.

Option	QTY	Description
2900-4086	1	ANGLED UPPER CABINET, AFT OF CPR SEAT The upper cabinet to the rear of the CPR seat is to be angled.
2000-2050	1	CUSTOM CABINET, Cabinet 1 - Dimensions: 12.75H x 18.75W x 16.0D - Location: BELOW REAR COUNTER Main wall cabinet #1 dimensions are to be as noted above. Note that dimensions are I.D.
2000-0396	1	ACRYLIC SLIDING, Cabinet 1 Cabinet specified above is to have sliding acrylic doors.
2000-2051	1	CUSTOM CABINET, Cabinet 2 - Dimensions: 18.75H x 30.5W x 16.0D - Location: Upper Rear Main Wall Main wall cabinet #2 dimensions are to be as noted above. Note that dimensions are I.D.
2000-0521	1	ACRYLIC SLIDING, Cabinet 2 Cabinet specified above is to have sliding 3/8" acrylic doors.
2900-0172	1	INTERIOR SHELVING, Cabinet 2 Install painted adjustable shelving in cabinet #2.
2000-2058	1	UPPER INHALATION CABINET - 12.75H x 40.75W x 16.0D Upper inhalation cabinet dimensions are to be as noted above. Note that dimensions are I.D.
2900-1102	1	ACRYLIC SLIDING DOORS, UPPER INHALATION CAB. Cabinet specified above is to have sliding 3/8" acrylic doors.
2900-0347	1	STANDARD S/W DISPOSAL, RECESSED IN ACTION AREA Install sharps and waste disposal in a metal container recessed into the inhalation counter top. Access to the waste receptacle shall be through a spring loaded door. The neck of the sharps container shall protrude through the top surface of the receptacle. Disposal of both containers shall be accessible by raising a hinged aluminum lid.
CURBSIDE CABINERY		
2000-0359	1	SQUAD BENCH WITH NO CUPS OR WELLS Provide storage under the squad bench lid/cushion(s). The area shall run where possible under the bench. The storage pan is to be fabricated from aluminum and painted to match the interior.
2000-0367	1	SQUAD BENCH END RESTRAINT, BOLSTER Install a standard HOPS bolster at the head end of the bench.
2000-0744	1	DOUBLE CUSHION SQUAD BENCH The squad bench cushion is to be two piece.
2000-0380	1	BENCH HOLD OPENS: GAS Install gas spring hold opens on squad bench lid.
2000-0381	1	BENCH HOLD-DOWN: PADDLE LATCHES (PAIR) Install recessed paddle latches into the squad bench riser to retain the squad bench lids in the closed

Option	QTY	Description
		position. The latches shall be both passive and positive.
2000-0382	1	BENCH CUSHION EDGE TRIM: Trim bench cushion edge with protective aluminum trim, to protect horizontal edge of squad bench cushion from tears.
2000-0383	1	BENCH BACK CUSHION: FULL SIZE Install full size bench backrest cushion.
2000-0516	1	S/W ON A TIP OUT DOOR, FORWARD BENCH Install a tip-out under the head of the squad bench facing the aisle. This door will house both sharps and waste containers. Containers are to be supplied by Horton. Paint cabinet to match interior.
2900-0052	2	BENCH CABINET, HINGED DOORS & O2 OUTLET Fabricate and install a bench ceiling cabinet above the squad bench with lift up Plexiglas doors. The forward portion is to include space for one O2 outlet.
2900-1130	2	SOUTHCO LATCH OVERHEAD BENCH CABINET Install stainless flush mount Southco pull latches on the bench ceiling cabinet.
2900-1135	4	SELF CLOSING HINGE FOR OVERHEAD BENCH CABINET The bench ceiling cabinet door(s) is/are to use self-closing style hinges.
2900-0136	1	PASS-THROUGH ACCESS, CURBSIDE REAR Provide I/O access into the curbside rear compartment per drawings.
2900-0400	1	CS REAR I/O ACCESS DOOR, HINGED ACRYLIC The compartment pass-through specified above is to have a 3/8" acrylic vertically hinged door.
2900-0404	1	CS REAR I/O DOOR HINGE, SELF CLOSING STYLE The curbside rear I/O door is to use self-closing style hinges.
2900-0405	1	CS REAR I/O DOOR LATCH, SOUTHCO SS
FRONT WALL CABINERY		
2900-0073	1	FRONT WALL CABINET: FLAT ALUM PAINTED The front wall cabinet shall be arranged per drawing. Additional configuration information may follow. Cabinet interior is to be painted to match the interior cabinet color.
SR00088540	1	Invert bottom shelf so there is no lip
2900-1005	1	ACRYLIC HINGED DOORS, Upper front wall Cabinet specified above is to have two 3/8" acrylic vertically hinged doors.
2900-1022	2	SOUTHCO FLUSH SS PULL LATCH TOP FRONT WALL DOOR Install stainless flush mount Southco pull latches on the selected hinged doors on the upper front wall

Spec Writer Kevin Westfall, Spec Designer Chris Haggy

Option	QTY	Description
		cabinet.
2900-1017	3	SELF CLOSING HINGES TOP FRONT WALL CABINET The upper front wall cabinet door(s) is/are to use self-closing style hinges.
2900-1038	1	ADJUSTABLE SHELF, UPPER FRONT WALL TOP CABINET Fab and install an adjustable aluminum shelf in the upper section of the front wall cabinet as noted. Shelf is to be painted to match the cabinet color.
2900-1039	1	FIXED SHELF FRONT WALL MIDDLE CABINET Fab and install a fixed aluminum shelf in the center section of the front wall cabinet as noted. Shelf is to be painted to match the cabinet color.
2900-1042	1	ADJUSTABLE SHELF, LOWER FRONT WALL CABINET Fab and install an adjustable aluminum shelf in the lower section of the front wall cabinet as noted. Shelf is to be painted to match the cabinet color.
2900-1012	1	ACRYLIC HINGED DOORS, Lower front wall Cabinet specified above is to have two 3/8" acrylic vertically hinged doors.
2900-1032	2	SOUTHCO SS PULL STYLE LATCH LOWER FRONT WALL DOOR Install stainless flush mount Southco pull latches on the selected hinged doors on the lower front wall cabinet.
2900-1021	3	SELF CLOSING HINGES LOWER FRONT WALL CABINET The lower front wall cabinet door(s) is/are to use self-closing style hinges.
SR00088538	1	Install a 2 glove box storage above the side entry door.
VISUAL WARNING		
3200-5015	2	M7 R/W SPLIT/CLEAR LENS - Wheel wells with red forward Install Whelen M7 series LED lights as noted. Lights to be red/white split with clear lenses. Lights to include chrome flanges and flash pattern programmability from the front control panel.
3000-5085	1	M9 White Clear Lens Front Center KKK Install a Whelen M9 series LED light centered on the front face of the body. Light is to be white with a clear lens. Light is to include a chrome flange and flash pattern programmability from the front control panel.
3000-5104	1	M7 Amber/Clear Lens Rear Center KKK Install a Whelen M7 series LED light centered on the rear face of the body above the rear doors. Light is to be amber with a clear lens. Light is to include a chrome flange and flash pattern programmability from the front control panel.
3000-5018	10	M9 RED/CLEAR LENS - Front body face, upper corners, 2 on street side, 2 curbside, 2 rear face outboard, 2 rear face window level

Option	QTY	Description
		Install Whelen M9 series LED lights as noted. Lights to be red with clear lenses. Lights to include chrome flanges and flash pattern programmability from the front control panel.
3300-5021	4	M9 R/W SPLIT/CLEAR LENS - Front face with two on each side of center KKK light Install Whelen M9 series LED lights as noted. Lights to be red/white split with clear lenses. Lights to include chrome flanges and flash pattern programmability from the front control panel.
SR00088541	1	Flash pattern for all warning lights will be alternating rapid double flash pattern
3000-1272	1	RED/CLEAR LENS 500 LED GRILLE, TOP Install (2) Whelen 500 Series red LEDs with clear lenses in the upper chassis grille. To include bezels where applicable.
3000-1287	1	RED/CLEAR LENS 500 TIR6 LED INT. LIGHTS Install (2) Whelen 500 TIR6 Series red LED lights with clear lenses on the chassis fenders. To include housings and weather proof plugs.
AUDIBLE WARNING		
3000-0172	1	SIREN, WHELEN 295SLSA1 - T1 - Wail T2 - Yelp T3 - Piercer Install a Whelen 295SLSA1 siren in the front console.
3000-1543	1	SPEAKERS, CAST PRODUCTS, F SERIES Install Cast Products siren speakers, applicable to Ford F-Series chassis, in the front bumper.
NON-EMERGENCY LIGHTING		
3000-0208	1	KKK SIDE BODY MARKER LIGHTS, M6 SERIES LED (PAIR) Install red Whelen M6 series LED turn/marker lights on each rear side of the module body. Lights provide module body night time side lighting visibility and turning signal indication. Lights do not flash with warning lights unless otherwise specified. Includes chrome flanges.
3000-0217	1	LED EXTERIOR COMPARTMENT LIGHTING Install full height LED strip lighting in all exterior compartments with the exception of any wheelwell compartments. Install vertical strips inside both sides of each compartment. The lights are to be directed toward the back of each compartment.
3000-0221	1	ROLLED ICC MARKER LIGHTS Install standard rolled marker lights along the upper corner post front and rear. Do not install in cases where there are already ICC marker lights installed on a specified lightbar.
3000-0224	1	RUNNING BOARD LIGHTS, WHELEN PAR 16 L.E.D. Install a pair of Whelen PAR 16 LED lamps with chrome flanges in the stainless steel stone guard above each running board, one per side. Wire to the chassis door switch and illuminate the step/running board.

Option	QTY	Description
3000-0240	1	M9 SERIES LED SCENE LIGHT, STREETSIDE FRONT Install a Whelen M9 LED side scene light with chrome flange on the upper streetside forward portion of the body.
3000-0741	1	M9 SERIES LED SCENE LIGHT, STREETSIDE REAR Install a Whelen M9 LED side scene light with chrome flange on the upper streetside rear portion of the body.
3000-0748	1	M9 SERIES LED SCENE LIGHT, CURBSIDE FRONT Install a Whelen M9 LED side scene light with chrome flange on the upper curbside forward portion of the body.
3000-0762	1	M9 SERIES LED SCENE LIGHT, CURBSIDE REAR Install a Whelen M9 L.E.D. side scene light with chrome flange on the upper curbside rear portion of the body.
3000-1633	1	LOAD LIGHTS, M9 SERIES LED Install two Whelen M9 LED load lights with chrome flanges above the rear body entry doors.
3000-0261	1	TAIL LIGHTS, M6 SERIES, VERTICAL MOUNT Install Whelen M6 series LED stop/tail, reverse, and turn signals. Install lights stacked vertically above the rear riser in the rear body panels to either side of the rear access doors. All lights to include chrome flanges.
ELECTRICAL		
3000-0018	1	ELECTRIC DOOR LOCKS COMPARTMENT EXTERIOR Install power activated door locks on all exterior compartment doors. Locks to be activated by a switch at each patient area access door. Locks may be overridden by a door key.
3000-0019	1	ELECTRIC DOOR LOCKS ACCESS DOORS INTERIOR Install power activated door locks on all patient area access doors. Locks to be activated by a switch at each patient area door. Locks may be overridden by a manual slide lever or by the door key.
3000-0022	1	ELECTRIC DOOR LOCKS WIRED TO OEM SWITCHES The specified power door locks are to be wired to the chassis OEM door lock switches.
3000-0020	1	ELECTRIC DOOR LOCKS CONCEALED IN GRILLE Install a concealed switch in the chassis grille to operate the power door lock circuit. Doors shall be wired to unlock only on this circuit.
3000-0282	1	ELECTRICAL SYSTEM Install the Intelliplex i4G electrical system. System is to include a USB port installed under the dash for ease of programming.
3000-0305	1	INPOWER BATTERY SWITCH, WITH WAKE BUTTON - 5 min. Install an Inpower electronic battery switch. Switch is to activate battery power through the vehicle

Option	QTY	Description
		ignition and is to include an automatic shutdown timer to deactivate battery power after the ignition is turned off. To include a wake button installed on the front console to activate the electrical system without using the key.
3000-1540	1	PREWIRE, 1050CUL, ON DEMAND, Furnish wiring only to the designated electrical equipment location to power a Vanner 20-1050CUL inverter/charger. This inverter uses "On Demand" operation and no switch or wiring for a switch is installed. Charger to be wired off of the shoreline circuit. Inverter is not included in this option.
3000-0307	1	CHARGER/POWER SUPPLY, 45 AMP Install a 45 amp battery conditioner in the designated electrical equipment area. Conditioner to be wired to the batteries through the shoreline inlet.
3000-0310	2	110V INTERIOR OUTLET - 1 In Inhalation Area And 1 Front wall cabinet Install a 110V outlet(s) as noted.
3000-0549	3	INTERIOR 12VDC OUTLETS: CL TYPE/USB - 1 In Inhalation Area, 1 In Upper Front Wall Cabinet and 1 in the passenger side of console - upper vertical side Install a 12VDC cigarette style/USB outlet(s) as noted. Wire battery hot.
3000-1463	1	SHORELINE 1, 20A SUPER AUTO EJECT, WHITE Mount a Kussmaul Super Auto Eject 20 amp shoreline inlet in the standard location. Cover is to be white.
3000-1500	1	PD BOX LOCATION, LEFT HAND SIDE, SS INT. COMPARTMENT Install the power distribution panel on the left hand side of the streetside intermediate compartment. Close off this area from the remainder of the compartment.
3000-0324	1	SHORELINE INDICATOR 1: Install an indicator pilot light to show power to A.C. circuits and presence of activated primary shoreline.
3000-0327	1	EXTRA 12VDC CIRCUIT BREAKER: INTERMEDIATE COMPT An extra circuit breaker shall be installed in the streetside intermediate compartment.
3000-0332	1	REPORT LIGHT, LED Install a 12" LED report light on the action wall to light the counter area.
3000-0344	1	STEP WELL LIGHT VISTA LED Install a 10.5" LED Vista light strip in the standard location on the bench side of the step well. Light to activate with door open.
3000-0346	1	2.5" CAB CEILING LIGHTS, WHITE/RED LED Install (2) combination white/red LED dome lights in the cab headliner. Locate one light over the driver and one light over the passenger. Wire to a switch in the front control panel and provide 'OFF'. 'CLEAR' and 'RED' selections.

Option	QTY	Description
3000-0359	7	PATIENT CEILING DOME LIGHTS WHELEN LED Install Whelen 80COEHCR LED dome lights in the patient area ceiling. The lights will have a high/low feature with the switch in the rear control panel.
3000-0525	1	3 SWITCH PANEL REAR DOOR PANEL Install an i4G 3-switch control panel on the right rear entry door panel.
3000-5042	1	DUMP OVERRIDE, i4G, REAR DOOR PANEL Install the dump override switch in the panel selected for the right rear entry door inner panel.
3000-0526	1	3 SWITCH PANEL SIDE ACCESS DOOR Install an i4G 3-switch control panel on the side entry door panel.
3000-2104	1	TIMER, DOME LIGHTS, SIDE ACCESS DOOR Install an electronic momentary touch timer switch in the specified i4g switch panel on the side access door panel. The switch will enable time limited operation of the specified dome lights with the battery switch in the 'off' position. Set timer to 15 minutes.
3000-0007	1	BACKUP ALARM RESET, MOMENTARY Install a back-up alarm and provide a momentary backup alarm reset button on the front console.
3000-0031	1	CAMERA LOCATION: OVER REAR DOORS, EXTERIOR The integrated camera system noted is to include a camera installed over the rear doors on the vehicle exterior for use in reverse.
SR00088534	1	Install a pre-wire for a power load cot.
PROGRAMMING		
6000-0001	1	LIGHT PROGRAMMING: SIDE REAR SCENE The side rear scene lights shall be wired to transmission reverse, plus standard mode of operation.
6000-0002	1	LIGHT PROGRAMMING: RIGHT SIDE SCENE The right side scene lights shall come "on" when the side patient door is opened.
6000-0003	1	LIGHT PROGRAMMING: LOAD LIGHT Program the rear load lights to activate with transmission reverse plus the standard mode of operation.
6000-0018	1	WHITE LIGHT CUTOFF SWITCH Provide a switch in the front control panel to deactivate all forward facing white lights. This includes wig wag flashers if ordered.
6000-0006	1	PROGRAMMING: AUDIBLE LOW VOLTAGE ALARM Program an audible alarm to activate if the voltage drops below 11.8 volts for 120 seconds.
6000-0007	1	LIGHT PROGRAMMING: PARK BRAKE Program a warning to display on the front console readout advising to set the Parking Brake when the module disconnect switch is "ON" and the transmission is placed in "PARK" or "NEUTRAL". It will also advise to Disengage the Parking Brake should the vehicle be placed

Option	QTY	Description
		into gear.
HVAC		
3000-1616	1	COOLTECH I, F SERIES Install a Cool-Tech I 4-fan 100,000 BTU condenser in the recessed pocket in the roof of the body.
3000-4027	1	12V HVAC, ATTENDANT'S SEAT Install a ProAir Pre-charged 12V heat/AC system with brushless motor below the attendant seat.
3000-0427	1	NFPA COMPLIANT VENTING, CAST Install an NFPA style venting system to include a 400cfm exhaust fan along with a static vent. Install 9.5" square polished covers on both vents per drawings.
RADIO		
3000-0432	1	ANTENNA COAX 1 - Start: Cab Console, End: Front Center of Mod Roof An RG 58U coax shall be installed terminating as noted above.
3000-0608	1	ANTENNA COAX 2 - Start: Inhalation Wall, End: Center of Mod Roof An RG 58U coax shall be installed terminating as noted above.
1000-0411	1	CONSOLE, SCORPION, W/MAP STORAGE, F SERIES Fabricate and install an aluminum cab console and spray with black Scorpion material. Console is to include three (3) map/book slots at the rear of the console.
SR00088536	1	Recess the front control panel into the console face plate.
1000-0179	1	CUP HOLDERS, 2-TIER Install two (2) two-tier style cup holders recessed into the console.
3000-5157	1	POWER TERMINAL, DUAL, INSIDE CONSOLE Install three (3) 10 gauge 30 amp cables to positive and ground studs for radio power. Wire one constant hot, one battery switched, and the third as a ground.
3000-5160	1	POWER TERMINAL, DUAL, INHALATION PANEL Install three (3) 10 gauge 30 amp cables to positive and ground studs for radio power. Wire one constant hot, one battery switched, and the third as a ground.
OXYGEN		
4000-0001	1	O2 MOUNT, VERT TRACK FOR QRM-V Vertical track for mounting of a QRM-V O2 bottle mount shall be welded on the back wall of the streetside forward compartment in the right hand corner. Bracket will be set up for an 'M' sized bottle.

Option	QTY	Description
4000-0018	1	O2 BOTTLE, BRACKET QRM-V Install a Zico QRM-V oxygen bracket for 'M' bottle. Locate in the streetside forward compartment.
4000-0019	1	OXYGEN ACCESS Provide access to the oxygen cylinder valve through the wall as depicted on the drawings. The door shall be hinged so that it swings into the oxygen cylinder storage compartment. Door material is to match other selected cabinet doors. The opening shall be 7" wide x 11" high and trimmed with anodized aluminum.
4000-0022	3	O2 OUTLET, OHIO MEDICAL - 1 in the inhalation panel, 1 forward end of bench and 1 in the ceiling above chest of cot Install O2 outlets per instructions above. Outlets to be Ohio Medical style.
4000-0025	1	OXYGEN WRENCH Install oxygen wrench in oxygen compartment. Mount securely to wall. Mount with length of chain or cable to allow for use without being removed from the compartment.
4000-0179	1	ASPIRATOR, SSCOR, INHALATION AREA Install an SSCOR aspirator. The system shall include a wall mounted regulator and a canister holder. Plumb to the selected pump.
4000-0184	1	VACUUM PUMP CFP #107CDC20 Install a CFP #107CDC20 12vdc electric suction pump.
CERTIFICATIONS		
7000-0001	1	KKK-A-1822F CERTIFICATION LABEL The vehicle shall have weight/payload, electrical load and KKK-A-1822F certification stickers installed in the O2 compartment.

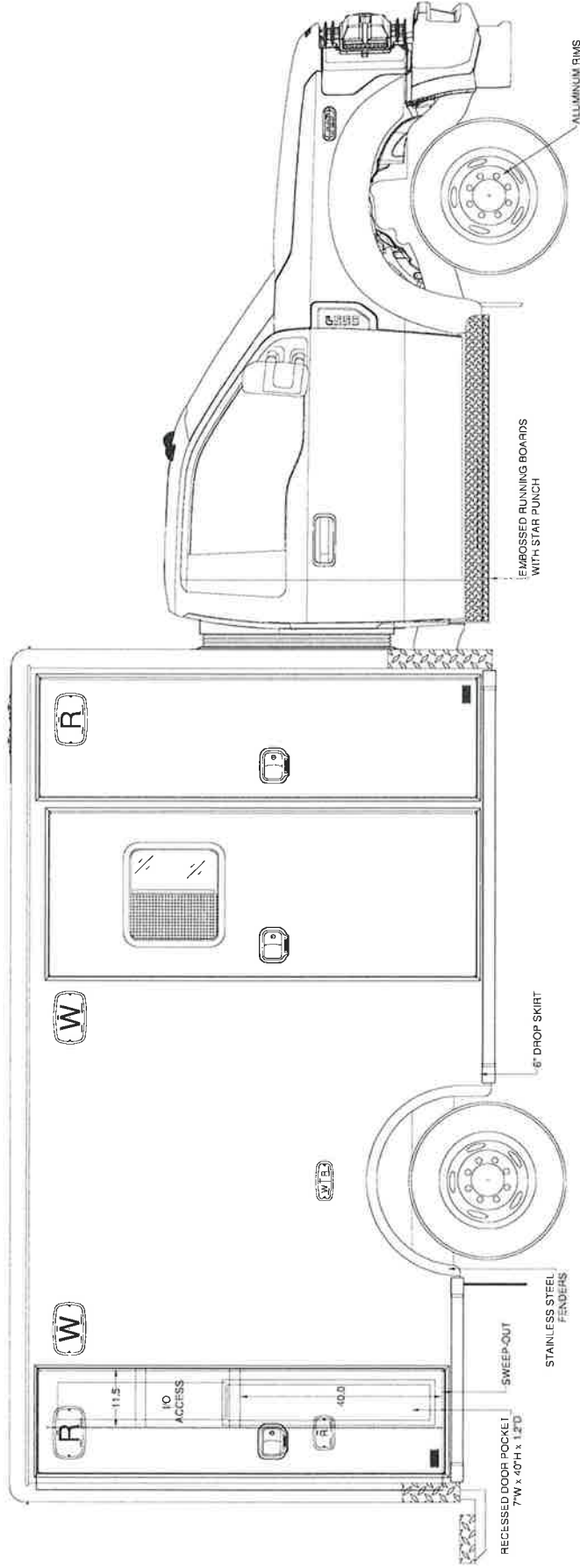
STOCK UNIT

19645



REV. 3/23/20
DRAWN BY: CMH

603 CRAWL THROUGH FORD CHASSIS



COMPT	INSIDE WIDTH	INSIDE HEIGHT	INSIDE DEPTH	CLEAR OPENING WIDTH	CLEAR OPENING HEIGHT
CS REAR	23.70	80.13	20.36	19.09	79.16
CS FWD				22.12	85.16

NOTE: DRAWINGS ARE FOR GRAPHICAL REPRESENTATION ONLY. DIMENSIONS ARE APPROXIMATE & MAY VARY DURING CONSTRUCTION.

SPECIFICATION DRAWING

STOCK UNIT

19645

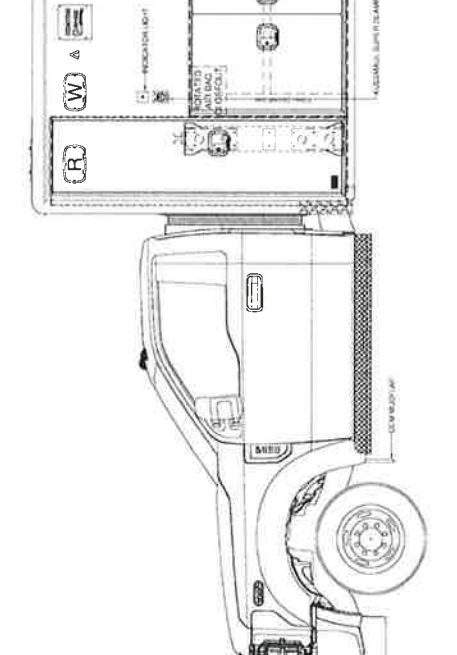
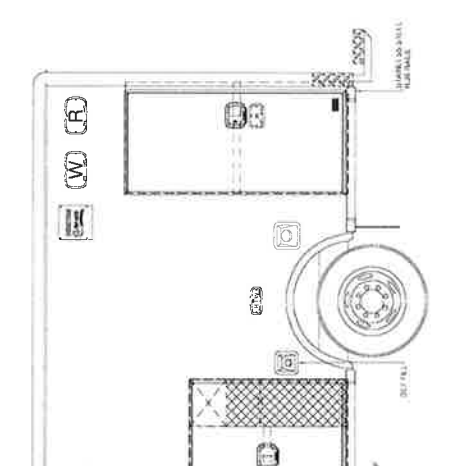
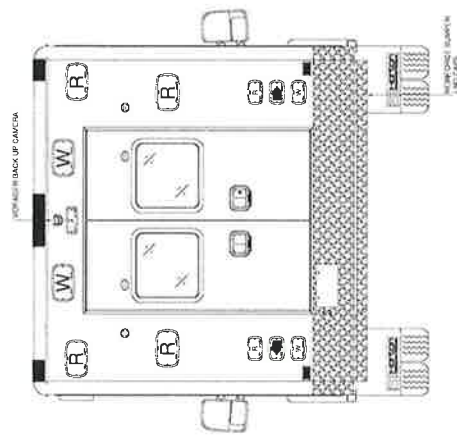
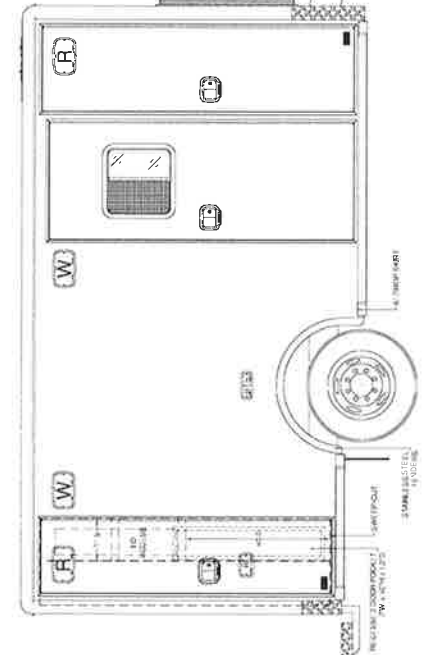
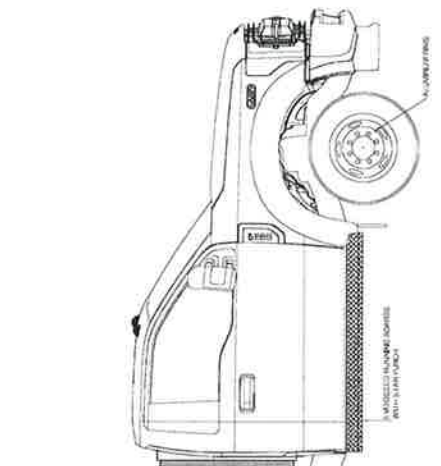
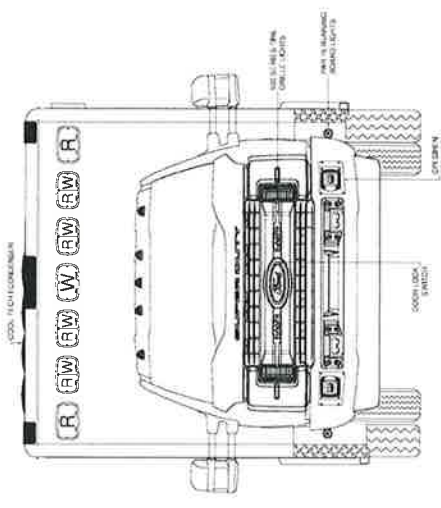


DRAWN BY: CMH

REV.

3/23/20

603 CRAWL THROUGH FORD CHASSIS



SPECIFICATION DRAWING

NOTE: DRAWINGS ARE FOR GRAPHICAL REPRESENTATION ONLY
DIMENSIONS ARE APPROXIMATE & MAY VARY DURING CONSTRUCTION

STOCK UNIT

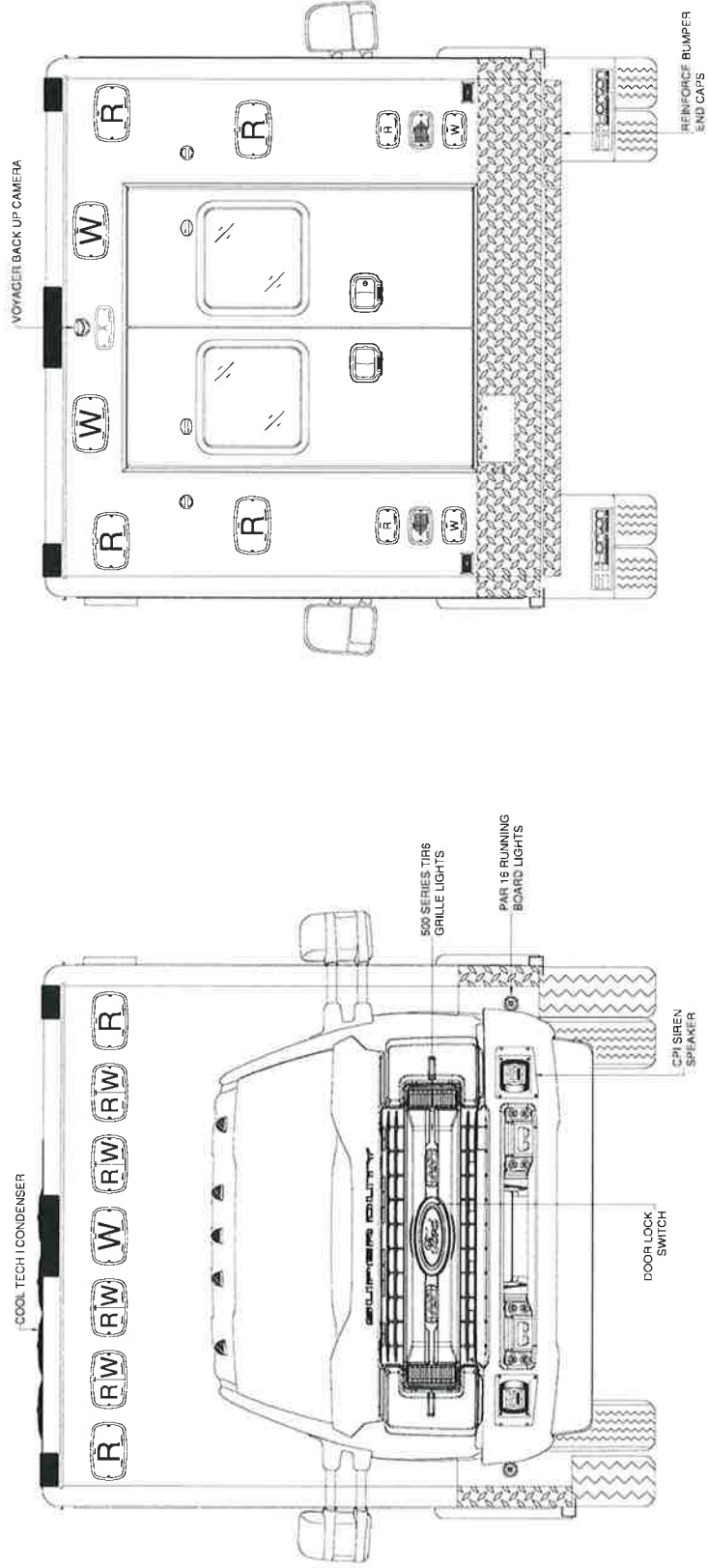
19645



REV. 3/23/20

DRAWN BY: CMH

603 CRAWL THROUGH FORD CHASSIS




NOTE: DRAWINGS ARE FOR GRAPHICAL REPRESENTATION ONLY
DIMENSIONS ARE APPROXIMATE & MAY VARY DURING CONSTRUCTION

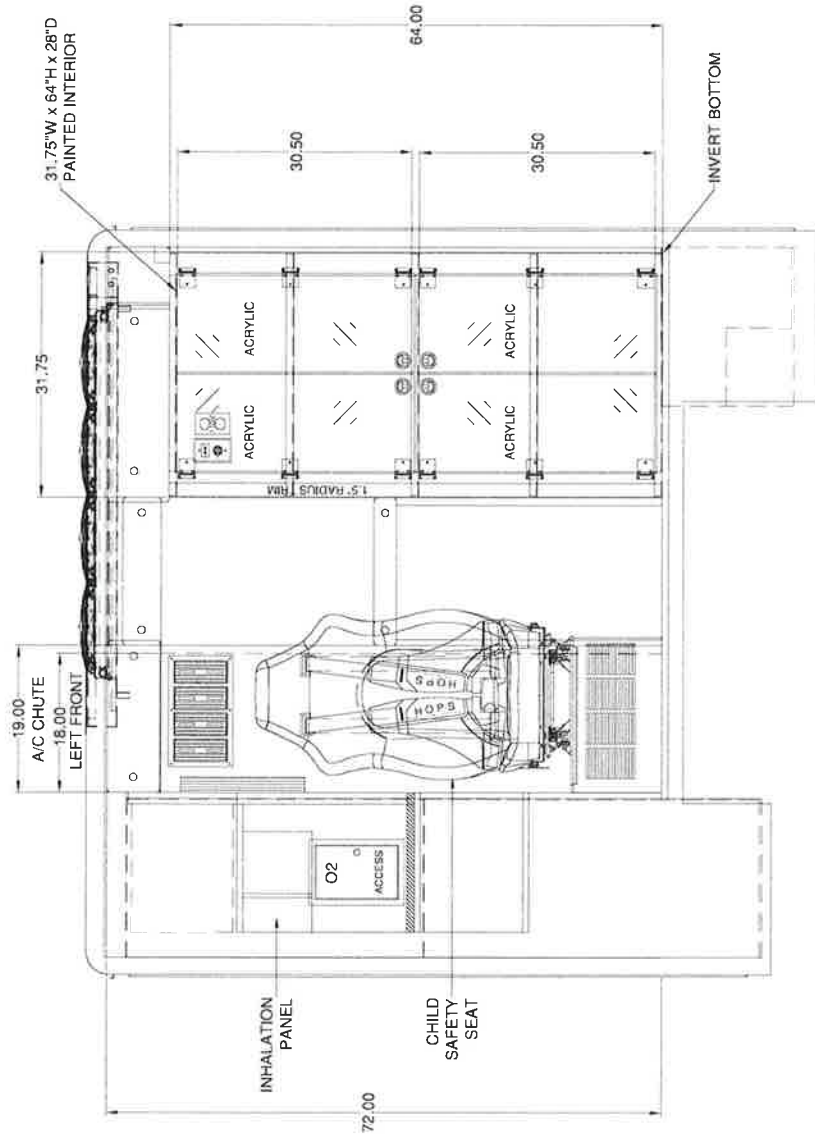
SPECIFICATION DRAWING

STOCK UNIT

19645

 **REV.**
DRAWN BY: CMH 3/23/20

603 CRAWL THROUGH FORD CHASSIS



NOTE: DRAWINGS ARE FOR GRAPHICAL
REPRESENTATION ONLY
DIMENSIONS ARE APPROXIMATE & MAY VARY
DURING CONSTRUCTION

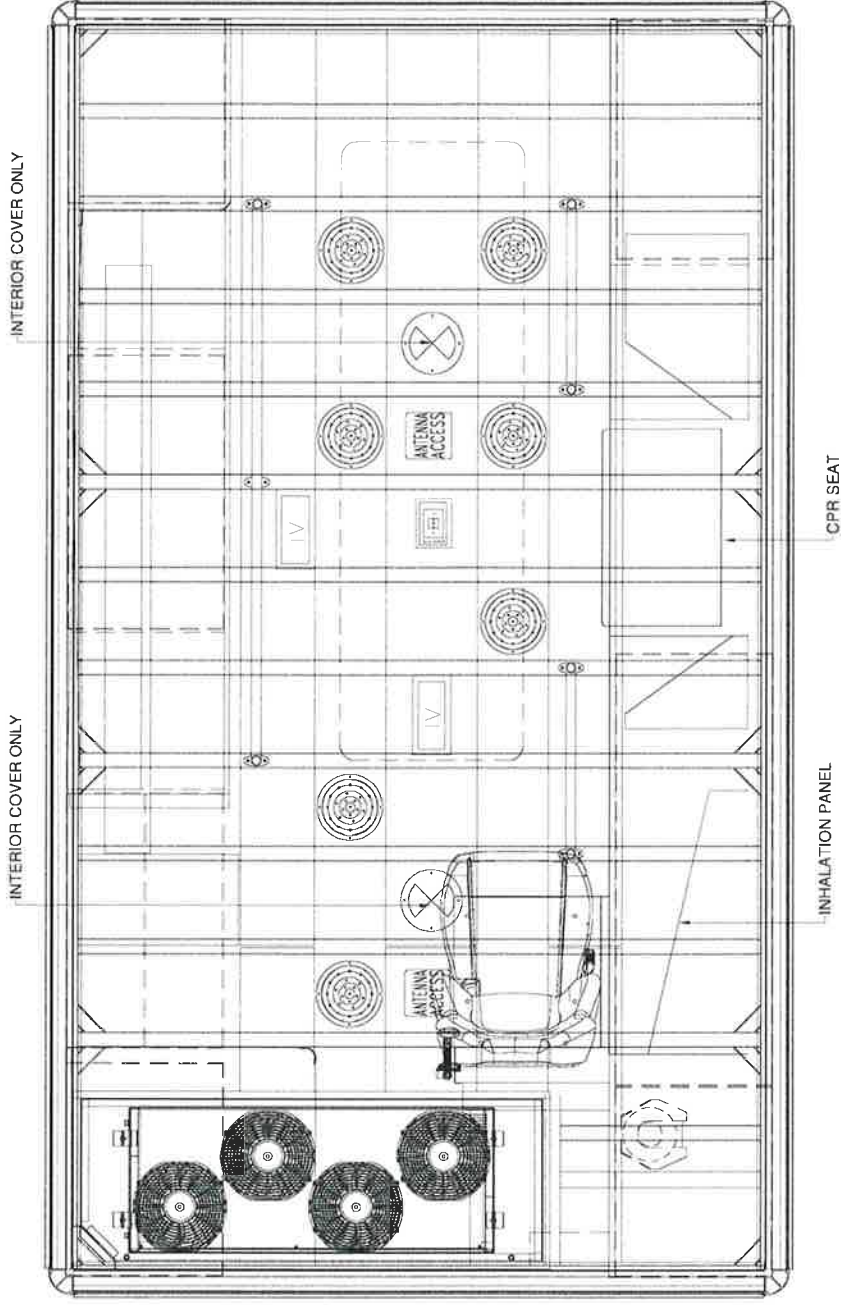
SPECIFICATION DRAWING

STOCK UNIT

19645

 **REV.**
DRAWN BY: CMH 3/23/20

603 CRAWL THROUGH
FORD CHASSIS



NOTE: DRAWINGS ARE FOR GRAPHICAL
REPRESENTATION ONLY
DIMENSIONS ARE APPROXIMATE & MAY VARY
DURING CONSTRUCTION

SPECIFICATION DRAWING

STOCK UNIT

19645

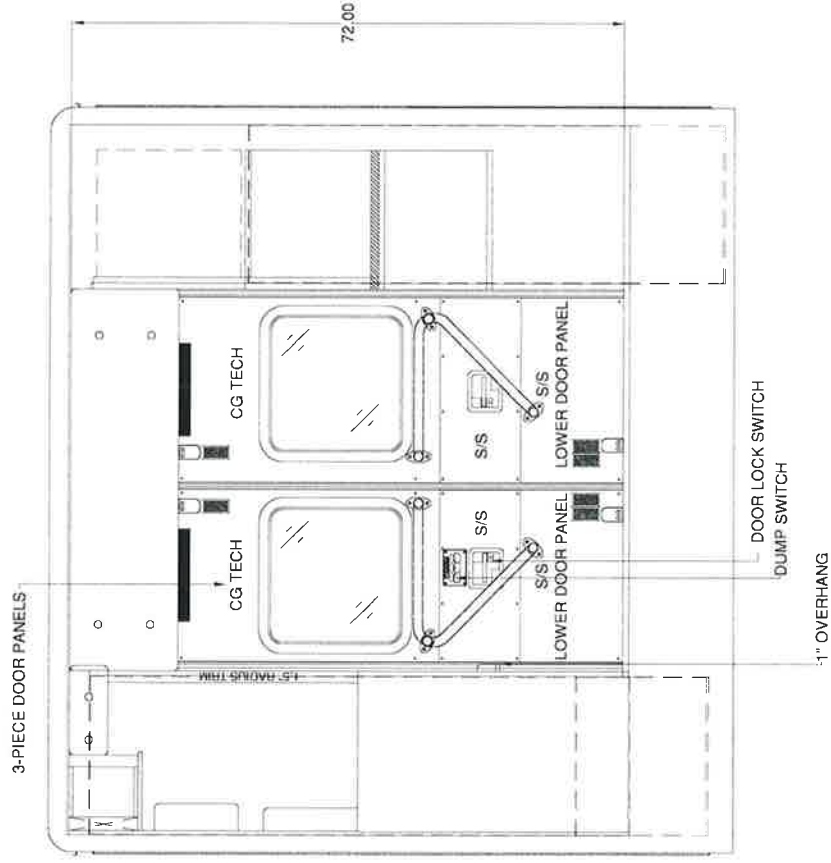
REV.

3/24/20



DRAWN BY: CMH

603 CRAWL THROUGH
FORD CHASSIS



NOTE: DRAWINGS ARE FOR GRAPHICAL
REPRESENTATION ONLY
DIMENSIONS ARE APPROXIMATE & MAY VARY
DURING CONSTRUCTION

SPECIFICATION DRAWING

STOCK UNIT

19645

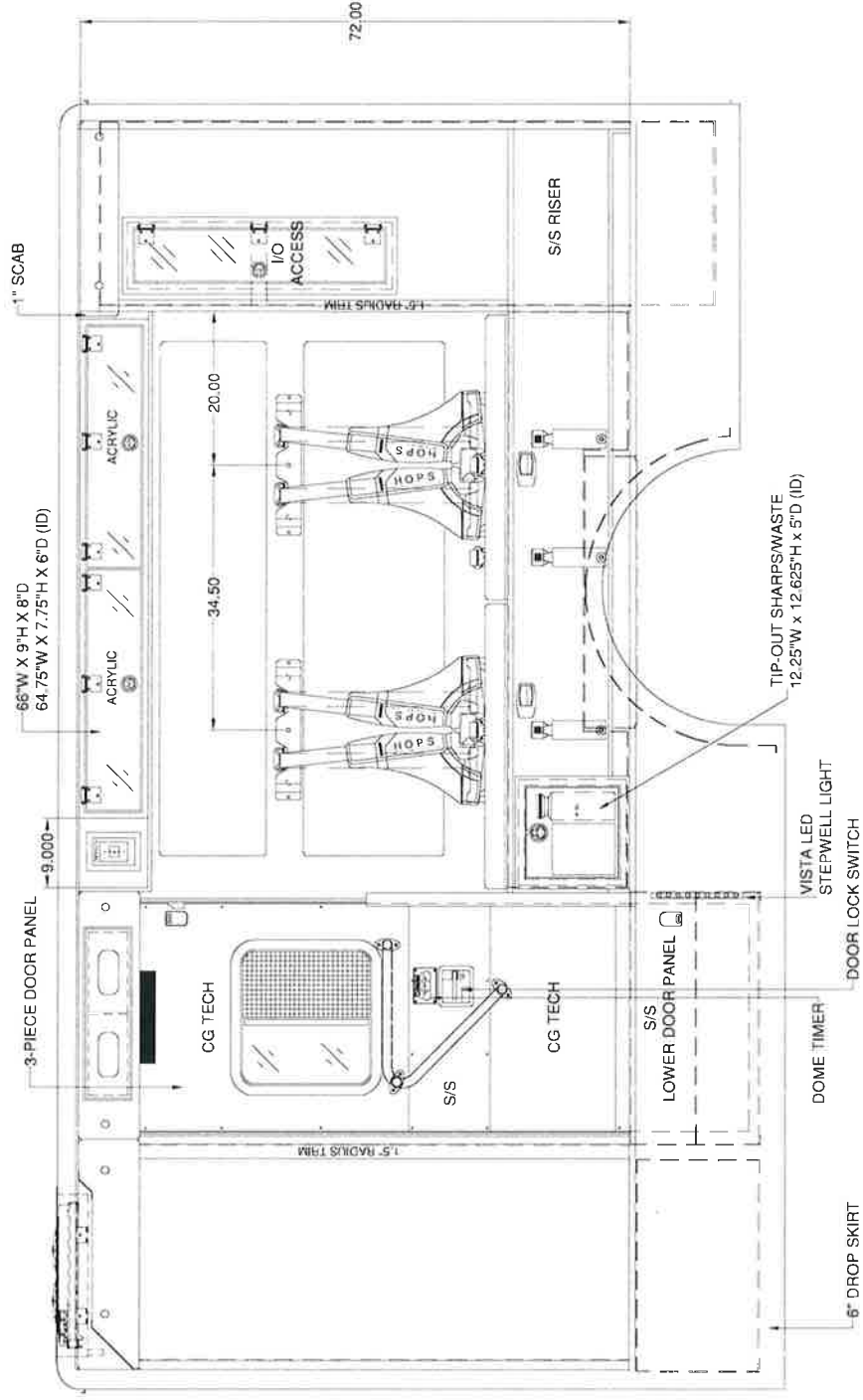
REV.

3/24/20



DRAWN BY: CMH

603 CRAWL THROUGH FORD CHASSIS

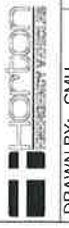


NOTE: DRAWINGS ARE FOR GRAPHICAL
REPRESENTATION ONLY
DIMENSIONS ARE APPROXIMATE & MAY VARY
DURING CONSTRUCTION

SPECIFICATION DRAWING

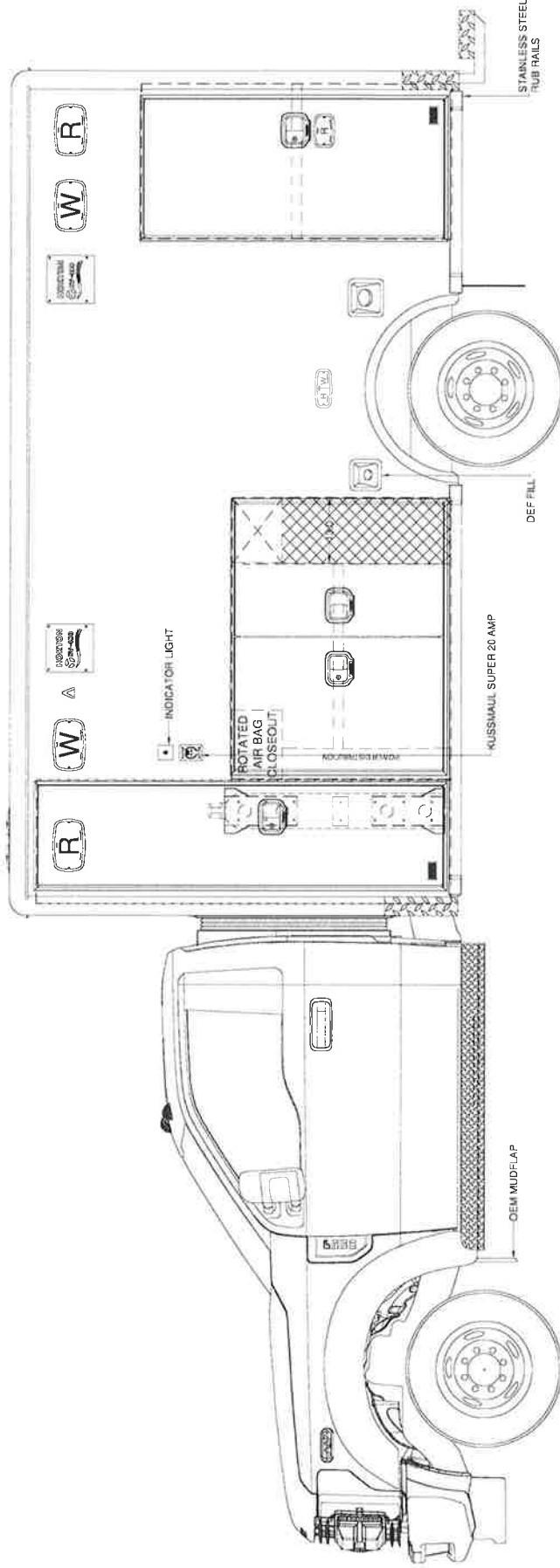
STOCK UNIT

19645



REV. 3/23/20
DRAWN BY: CMH

603 CRAWL THROUGH
FORD CHASSIS



COMP.	INSIDE WIDTH	INSIDE HEIGHT	INSIDE DEPTH	CLEAR OPENING WIDTH	CLEAR OPENING HEIGHT
SS FWD	24.25	82.13	20.36	18.74	79.16
SS INT	55.50	43.50	20.36	51.80	40.37
SS REAR	30.63	61.50	20.36	26.09	58.37

NOTE: DRAWINGS ARE FOR GRAPHICAL REPRESENTATION ONLY
DIMENSIONS ARE APPROXIMATE & MAY VARY DURING CONSTRUCTION

SPECIFICATION DRAWING

STOCK UNIT

19645

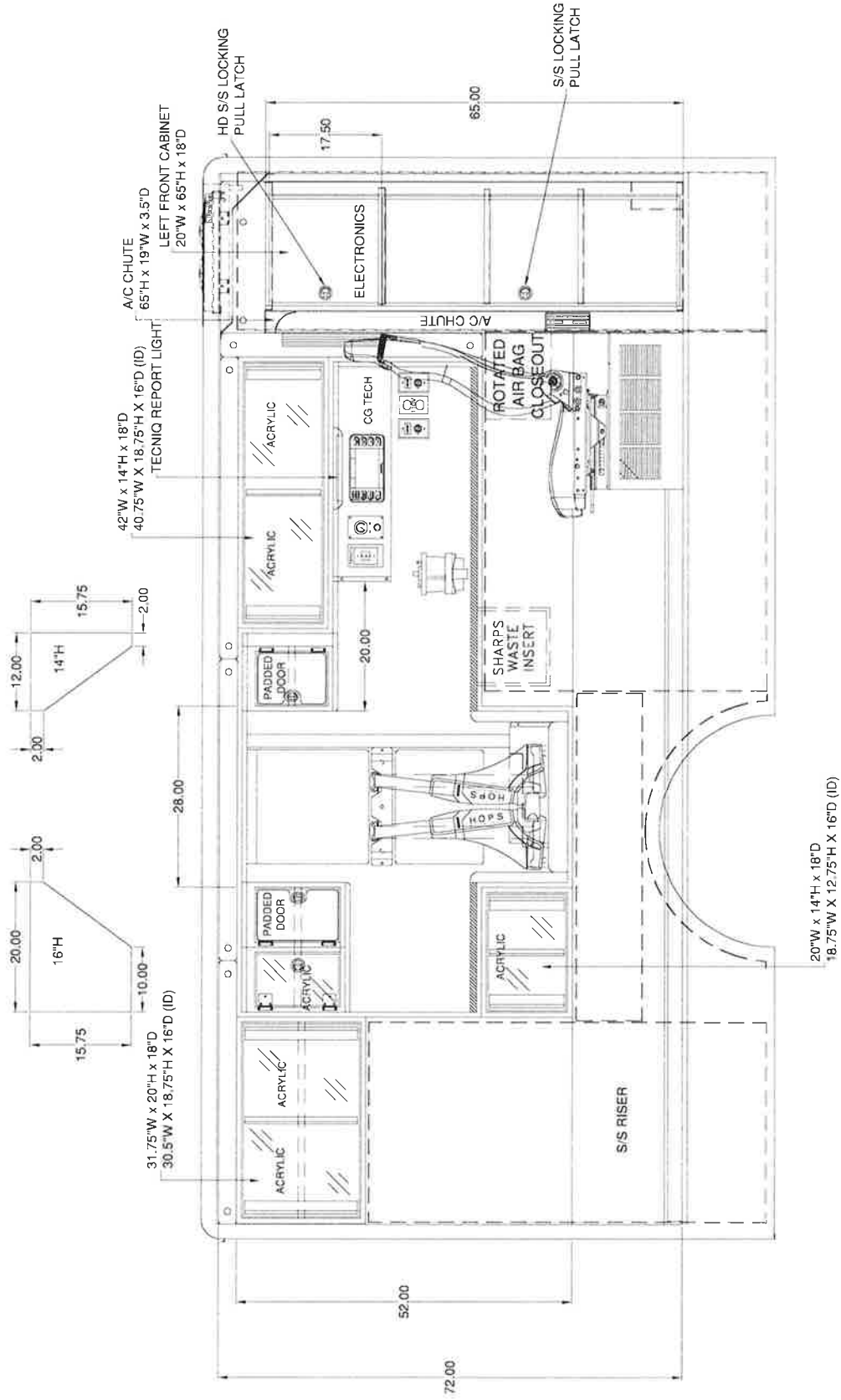


REV.

3/24/20

DRAWN BY: CMH

603 CRAWL THROUGH FORD CHASSIS



NOTE: DRAWINGS ARE FOR GRAPHICAL
REPRESENTATION ONLY
DIMENSIONS ARE APPROXIMATE & MAY VARY
DURING CONSTRUCTION

SPECIFICATION DRAWING

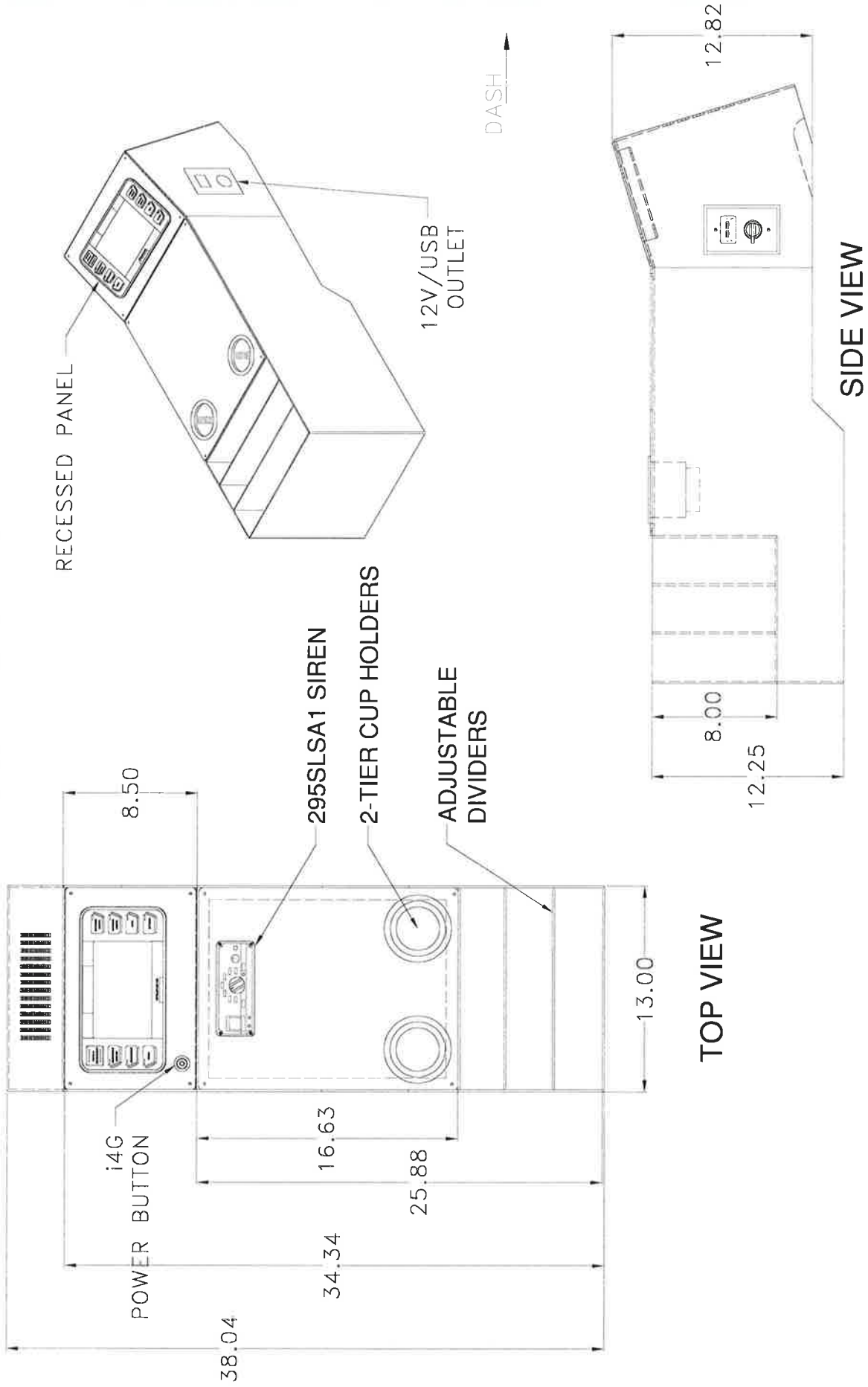
STOCK UNIT

19645

REVISIONS		
REV	DESCRIPTION	DATE
	CONSOLE DRAWING	3/23/20

DRAWN BY: GMH

FORD F-450 & F-550 STD CONSOLE i4G BLACK LINE-X COATED



SPECIFICATION DRAWING

Replacement Vehicle for VIN 1FDXE45P47DA87705



**PROFESSIONAL
AMBULANCE**

OFFICE

972-841-2339 john.d@servsllc.com

JOHN DENSON

SALES

309 FM 3381
Comanche, Texas 76442
WATTS 800-561-6070
FAX 325-356-3360
www.proambulance.net

Muskogee Creek Nation EMS
1800 E Coplin St
Okemah, OK 74859

July 31, 2020

We would like to thank you for your interest in our company, and for allowing us to provide your service with information on our ambulances. We hope this information is both helpful and informative for your upcoming ambulance purchasing. Per your bid request, I am enclosing information on the Horton Type I ambulances.

F550 #19645 2020 Horton Type I Ambulance \$ 334,156.00

Here are the specs and price sheet for the proposed units. Price includes-

1. Stryker Power Pro XT Cot with options
2. Stryker Power Load
3. Vanner 1050 Inverter
4. Ranch Hand Legend Full Bumper Replacement Grille Guard
5. Danhard 110 Shoreline Powered HVAC
6. Additional 110 Outlet In Telemetry Area
7. Ferno Wall mount for LP15
8. Dual Ferno 521 D Cylinder Bracket Installed in SS Forward Compartment
9. Knox MedVault Installed per your instructions sent you send 7.30.20
10. Chassis Window Tint
11. Wig Wag Headlights
12. 2 Streamlight Stinger LED Flashlights W/ Drop In Chargers Installed In Front Console.
13. Graphics Allowance
14. Stryker items sent 7.30.20
15. Bound Tree items sent 7.30.20
16. CPAP sent 7.30.20

Delivery will be approximately 30-45 days after receipt of all additional items.

Terms: Payment is expected at time of delivery and acceptance of unit.

If you have any questions or need any additional information, please do not hesitate to give me a call at (972) 841-2339.

Thank you,

John Denson



Final/Production #19645
Quote # 5147

Prepared For:
 Horton Stock Unit
 3800 McDowell Road
 Grove City, OH 43123
 Phone: 574-903-8673
 Fax:
 Dave Marshall

Presented By: Dave Marshall
 Horton Emergency Vehicles
 3800 McDowell Road
 Grove City, OH 43123
 Phone: 800-282-5113
 Fax: 614-539-8165

Option	QTY	Description
Chassis		
1000-0002	1	AMBULANCE SPECIFICATIONS
1000-0688	1	CHASSIS, 2020 FORD F-550 4X4, 193 The chassis required to complete the ambulance conversion shall be supplied by Horton.
1000-0071	1	CHASSIS ORDERED WITH ALUMINUM WHEELS The specified chassis is to be ordered to include OEM aluminum wheels.
1000-0063	1	CRAWL THROUGH FOR FORD Type 1 Ford chassis to be modified for crawl through access to the patient area.
1000-0067	1	DIESEL EXHAUST FLUID FILL, F SERIES Install a label next to the DEF fill stating that the fill is to be used for DEF only.
1000-0474	1	VALVE EXTENSIONS, ALUM WHEELS, F SERIES Install stainless steel braided filler extensions on the rear tires. Fasten to the center wheel hub with stainless steel brackets.
1000-0083	1	STANDARD CAB HEIGHT The specified chassis will have the standard cab height.
1000-0346	1	MUD FLAPS, REAR, LARGE W/LOGO Install individual rear mud flaps behind each set of rear wheels. Mud flaps to include Horton logo.
1000-0090	1	REINFORCE REAR BUMPER END CAPS Reinforce end caps of rear bumper for greater impact resistance.
1000-0223	1	RUNNING BOARDS: EMB.W/STAR PUNCH, F SERIES Install heavy duty aluminum embossed diamond plate running boards and splash shields.

Spec Writer Kevin Westfall, Spec Designer Chris Haggy

Option	QTY	Description
		Running boards are to be star punched for enhanced drain and foot grip.
1000-0227	1	REAR STEP/ BUMPER ASSEMBLY, F SERIES Install a diamondplate rear step/bumper assembly with flip-up center section.
1000-0149	1	LIQUID SPRING SUSPENSION, F 550 Install a Liquid Spring hydraulic rear suspension. Wire system to dump when the left rear entry door is opened. Install manual controls in the cab near the driver.
1000-0152	1	FRONT STABILIZER BAR: FORD F-SERIES Remove the OEM front stabilizer bar and install Roadmaster brand aftermarket stabilizer bar.
3000-0407	1	RECEIVER/DRYER KIT, FORD F-SERIES CHASSIS Install standard receiver/dryer kit w/pressure switch in the air conditioning system.
BODY		
2000-0149	1	AMBULANCE BODY Conversion model is to be a 603F-I using a Ford F Series chassis.
2000-0013	1	HEADROOM, 72" The headroom is to be 72".
2000-0625	1	ALUM. DIAMONDPLATE AT SIDE STEPWELL Fabricate the stepping surface inside the side access door using polished aluminum diamond treadplate.
2000-0245	1	DOUBLE STEP CURBSIDE ENTRY, 6" DROP SKIRT Fabricate curbside of body with 6" drop skirt. To include two step side entry.
2000-0247	1	NO BODY DROP, STREETSIDE The streetside body forward of the rear wheels will not have a drop skirt.
2000-0250	1	SOUND PROOFING/ACOUSTIC ENHANCEMENT PACKAGE Install standard sound control package.
2000-1050	1	ROOF POCKET, AUXILIARY CONDENSER Install a roof pocket for a CoolTech I unit.
2000-0259	1	PRIVACY WINDOWS, FIXED, REAR ENTRY DOORS Install privacy tinted solid fixed windows in the rear module access doors.
2000-0263	1	PRIVACY WINDOW, SLIDING FOR SIDE ENTRY DOOR Install a sliding tinted privacy window in the side access door.
2000-0265	2	EMERGENCY RELEASE, REAR DOORS Install standard emergency release knobs on top and bottom of the rear module entrance

Option	QTY	Description
		doors.
2000-0704	1	EMERGENCY RELEASE, SIDE ACCESS DOOR Install emergency release knobs on top and bottom of the side module entrance door.
2000-0010	1	DOOR HANDLES Install Tri-Mark free floating style door handles with pre-stretched stainless steel cables. Include three piece interior door panels on all access doors.
2000-0811	1	VI-TECH MOUNTING, F SERIES Install standard Vi-Tech body mounts.
2000-0270	1	MIRROR STAINLESS STEEL SPLASH SHIELDS Install #8 mirror stainless splash shields on the lower front face of the body just behind the cab access doors. These splash shields are to be the same height as the diamond plate front corner guards.
2000-0596	1	PRE PUNCH SPLASH SHIELDS The specified front splash shields are to be pre-punched to accept the specified running board lights.
2000-0510	1	FENDER, STAINLESS Install a stainless steel fender at the streetside rear wheelwell location. Fender for standard wheel opening with no drop skirt.
2000-0690	1	FENDERS, STAINLESS, STD, CS 6" DROP SKIRT Install a stainless steel fender, for use in conjunction with a 6" drop skirt, at the curbside rear wheelwell location.
2000-0273	1	POLISHED STAINLESS RUB RAILS Polished stainless lower body rub rails, with #8 mirror finish, are to be installed along the bottom of the body on each side fore and aft of the rear wheels.
2000-0652	1	STANDARD CORNER GUARDS Install standard height polished diamondplate corner guards.
2000-0281	1	REAR DOOR HOLD OPENS, GRABBER Install chrome Cast Products "Grabber" style rear door hold opens. (NOTE: HOLDOPENS MUST BE RELOCATED IF TELESCOPIC LIGHTS ARE ORDERED)
2000-0584	1	REAR RISER ADP The rear riser is to be fabricated out of polished aluminum diamondplate.
2000-1103	1	LICENSE PLATE, STREETSIDE REAR RISER Drill two mounting holes for the rear license plate on the streetside of the rear riser. Install an LED license plate light. include bolts with which the plate shall mount.
2000-0598	20	DOOR REFLECTORS All patient compartment entry doors to include standard red reflectors.
COMPARTMENTATION		
2900-1514	1	STREETSIDE FORWARD COMPARTMENT The height of the streetside front compartment is to be the full available height of the body.

Option	QTY	Description
		See drawings for compartment dimensions. Compartment is to include standard LED strip lighting and a single hinged door.
2000-0400	1	SS FORWARD COMPT. DIAMONDPLATE The streetside forward compartment is to be fabricated from diamondplate.
2900-1517	1	STREETSIDE INTERMEDIATE COMPARTMENT The height of the streetside intermediate compartment is to be the full available height to the bottom of the interior countertop. See drawings for compartment dimensions. Compartment is to include standard LED strip lighting and double hinged doors.
2000-0402	1	SS INTRMDT COMPT. DIAMONDPLATE The streetside intermediate compartment is to be fabricated from diamondplate.
2900-0144	1	ADJUSTABLE SHELF STREETSIDE INTERMEDIATE - Left side of divider Install diamond plate adjustable shelving in the streetside intermediate compartment. Locate as noted.
2900-0242	1	ELECTRICAL DIVIDER, STREETSIDE INTERMEDIATE - Against sharps close out Install a fixed vertical divider in the streetside intermediate compartment 12" from the wall. Locate to isolate the onboard electrical equipment from the remainder of the storage within the compartment.
1000-0308	1	RIGHT SIDE MOUNTED ELECTRICAL EQUIPMENT Install the onboard electrical components on the right side of the streetside intermediate compartment.
2900-0252	1	EXPANDED METAL CAGE, STREETSIDE INTERMEDIATE Install an expanded metal cage around the onboard electrical equipment per location noted above. Include access ports to equipment with grip lock around the edges of the openings.
8000-0145	1	SS WHEELWELL COMPARTMENT, DELETE Vehicle is not equipped with a streetside wheelwell compartment.
2900-1522	1	STREETSIDE REAR COMPARTMENT The height of the streetside rear compartment is to be 3/4 of the available height of the body. See drawings for compartment dimensions. Compartment is to include standard LED strip lighting and a single hinged door.
2000-0404	1	SS REAR COMPT. DIAMONDPLATE The streetside rear compartment is to be fabricated from diamondplate.
2900-0145	1	ADJUSTABLE SHELF STREETSIDE REAR - Centered Install diamond plate adjustable shelving in the streetside rear compartment. Locate as noted.

Spec Writer Kevin Westfall, Spec Designer Chris Haggy

Option	QTY	Description
2900-1526	1	CURBSIDE REAR COMPARTMENT The height of the curbside rear compartment is to be the full available height of the body. See drawings for compartment dimensions. Compartment is to include standard LED strip lighting and a single hinged door.
2000-0409	1	CS REAR COMPT. FLAT ALUMINUM The curbside rear compartment is to be fabricated from flat aluminum.
2900-0148	2	ADJUSTABLE SHELF CURBSIDE REAR - Right side of divider for I/O, bottom shelf to be located 40" from floor Install diamond plate adjustable shelving in the curbside rear compartment. Locate as noted.
2900-4070	1	FIXED VERTICAL DIVIDER, CURBSIDE REAR - 11.5" from right wall Install a 16" deep fixed vertical divider in the curbside rear compartment. Locate as noted above.
2000-0611	1	SWEEP OUT COMPARTMENT FLOOR CS REAR COMPT Curbside rear compartment floor is to be sweep-out style.
2900-4001	1	STAIR CHAIR POCKET, CURBSIDE REAR A stair chair pocket is to be recessed into the curbside rear compartment inner door panel. The pocket shall be installed as close to the bottom and hinged side of door as possible. See drawings for dimensions.
2900-2956	1	STAIR CHAIR MODEL, STRYKER #6252 A Stryker #6252 stair chair will be stored as noted. This is for sizing/placement purposes only. Horton is not to supply this equipment.
8000-0090	1	CS INTRMDT COMPT, DELETE Vehicle is not equipped with a curbside intermediate compartment.
2900-1530	1	CURBSIDE FORWARD COMPARTMENT The height of the curbside front compartment door is to be the full available height of the body. See drawings for door dimensions. Compartment is to include standard LED strip lighting and a single hinged door.
2900-0110	1	RUBBER MATTING IN EXTERIOR COMPARTMENTS Ribbed black rubber matting will be installed on the floor and shelves of all exterior compartments.
2900-0113	1	RUBBER WALLS IN BB COMPT, GRAY The interior of the backboard compartment is to be covered with gray rubber matting to protect equipment stored in this area.
PAINT AND GRAPHICS		
5000-0003	1	CHASSIS PAINT: WHITE Chassis color to be standard white.

Option	QTY	Description
5000-0007	1	MODULE PAINT, WHITE Paint module standard white to match chassis.
5000-0190	3	ACCESS DOORS RED SCOTCHLITE STRIP Install 2" x 12" strips of red Scotchlite at the top of each entry door placed horizontally.
INTERIOR FEATURES		
2000-0288	1	ACRYLIC COLOR: LIGHT TINT All acrylic doors to be light tint.
2000-0293	2	STAINLESS STEEL COUNTER TOPS - Fore and aft of CPR seat Fab and install Stainless pan formed countertops in the patient area.
2000-0592	1	PAINTED STANDARD INHALATION AREA WALLS The main wall action area walls are to be painted to match the remainder of the interior cabinets.
2000-0307	1	INHALATION PANEL, CG TECH COVERED The inhalation panel is to be fabricated from composite material and covered with CG Tech to match to color selected.
2000-0643	1	SILVER METALLIC CG TECH INTERIOR COLOR The patient area walls, inner door panels and inhalation panel (EXCLUDING the main cabinet wall and associated areas such as the action area, CPR seat and telemetry area when equipped) are to be finished with Silver Metallic CG Tech material. Requires stainless risers and lower door panels.
2000-0457	1	LONCOIN FLECKSTONE BLACK ONYX #150TS The patient area floor is to be covered in Loncoin Fleckstone Black Onyx #150TS.
2000-0324	1	STAINLESS STEEL RISERS Install stainless steel on the interior risers. If a cabinet riser accent stripe is ordered the stainless steel will stop at the bottom edge of the stripe.
2000-0325	1	STAINLESS STEEL LOWER DOOR PANELS Finish lower section of inside patient compartment doors with stainless steel.
2000-0679	1	BATTLESHIP GRAY CABINET COLOR All interior cabinetry is to be painted Battleship gray.
2000-0709	1	CABINET PAINT TO BE SMOOTH The specified cabinet paint is to have a smooth finish.
2000-0670	1	FLINT GREY VINYL COLOR All seat cushions, backrests and vinyl closeouts are to be covered in Flint Grey colored material.
2000-0331	1	USSC CHILD, BLACK 4-POINT, FLINT GREY Install a Flint Gray USSC high back bucket seat with integral child safety seat and black 4pt seatbelt with safety vest. The seat to be adjustable front to rear and is to be mounted at the head of the cot.
2000-0681	1	4 POINT SEAT BELT FOOT OF BENCH, BLACK

Option	QTY	Description
		Install black 4-pt seatbelt with safety vest at the foot position of the squad bench.
2000-0682	1	4 POINT SEAT BELT HEAD OF BENCH, BLACK Install black 4-pt seatbelt with safety vest at the head position of the squad bench.
2000-0683	1	4 POINT SEAT BELT, CPR SEAT, BLACK Install black 4-pt seatbelt with safety vest at CPR seat location.
2000-0603	1	COMPOSITE INTERIOR CABINETS, BATTLESHIP GRAY All applicable cabinetry to be fabricated from aluminum composite material. Color is Battleship Gray.
3000-1119	1	TUBULAR AIRBAG, ATTENDANT'S SEAT Install a tubular airbag at the attendant's seat. Unit uses an angled upper inhalation cabinet and includes a cabinet beneath the main countertop.
3000-1125	1	HEAD CURTAIN AIRBAG, ATTENDANT'S SEAT Install a head curtain air bag for the attendant's seat for use with a standard linen cabinet.
3000-1123	1	ROLL SENSOR Install the roll sensor in the standard location. Unit includes streetside airbags only.
3000-1127	1	TUBULAR AIRBAG, CPR SEAT LOCATION. Install a tubular airbag forward of the CPR seat.
2000-0575	1	CABINET TRIM RADIUSED Install smooth radiused trim molding on all applicable interior cabinets.
2900-0079	1	IV HANGER, CP WITH RUBBER ARM COT HEAD - Per Drawing Install a Cast Products recessed IV hanger with rubber arm over the cot head area.
2900-0207	1	IV HANGER, CP WITH RUBBER ARM BENCH CHEST - Per Drawing Install a Cast Products recessed IV hanger with rubber arm over the bench chest area.
2000-0414	1	GRAB RAIL: (2) 2FT ANTI MIC. OVER COT - Per Drawing Install (2) 2 foot main grab rails with anti-microbial coating. Locate offset toward the main wall over the cot position in the patient area ceiling.
2000-0569	1	GRAB RAIL: 6FT WITH ANTI-MIC, OVER BENCH - Per Drawing Install 6 foot main grab rail with anti-microbial coating. Locate offset toward the bench wall in the patient area ceiling.
2000-0419	1	PATIENT DOOR GRAB RAILS: ANTI-MICROBIAL Install standard 'V' shaped grab rails with anti-microbial coating. Locate on the interior door

Option	QTY	Description
		panels of all three patient entry doors.
2000-0423	1	CEILING MATERIAL, PLATINUM WHITE COMPOSITE The standard module ceiling material shall be platinum white aluminum composite.
STREETSIDE CABINETRY		
2000-0337	1	LINEN CABINET Install a standard storage cabinet behind the attendant seat.
2900-1076	1	FIXED SHELF, UPPER LINEN CLOSET Fab and install a fixed aluminum shelf in the upper section of the linen cabinet. Shelf is to be painted to match the cabinet color.
2900-1079	1	ADJUSTABLE SHELF MIDDLE 1 LINEN CLOSET Fab and install an adjustable aluminum shelf in the middle section of the linen cabinet. Shelf is to be painted to match the cabinet color.
2900-1083	1	ADJUSTABLE SHELF LOWER LINEN CLOSET Fab and install an adjustable aluminum shelf in the lower section of the linen cabinet. Shelf is to be painted to match the cabinet color.
2900-2029	2	SOLID LAMINATE-COVERED LINEN CLOSET DOOR Install hinged solid doors on the linen cabinet. Cover in laminate to match the interior.
2900-1070	1	PIANO HINGE FOR LINEN CLOSET TOP DOOR The upper linen cabinet door(s) is/are to use piano style hinge.
2900-1074	1	PIANO HINGE FOR LINEN CLOSET LOWER DOOR The lower linen cabinet door(s) is/are to use piano style hinge.
2900-1056	1	SOUTHCO LOCKING LATCH, LINEN CABINET DOOR TOP, Install a stainless flush mount Southco locking pull latch on the upper linen cabinet door.
2900-1065	1	SOUTHCO LATCH FOR LINEN CABINET DOOR, LOWER Install a stainless flush mount Southco pull latch on the lower linen cabinet door.
2000-0343	1	STREETSIDE WALL WITH CPR SEAT Street side cabinet wall to include a CPR seat.
2000-0310	1	CPR SEAT, 28" WIDTH Streetside CPR seat width to be 28".
SR00088535	1	Install CPR storage compartment for possible future danhard install, ETC. Do not install CPR lift-up seat cushion - No access required.
2900-4087	1	ANGLED UPPER CABINET, FORWARD OF CPR SEAT The upper cabinet forward of the CPR seat is to be angled.

Option	QTY	Description
2900-4086	1	ANGLED UPPER CABINET, AFT OF CPR SEAT The upper cabinet to the rear of the CPR seat is to be angled.
2000-2050	1	CUSTOM CABINET, Cabinet 1 - Dimensions: 12.75H x 18.75W x 16.0D - Location: BELOW REAR COUNTER Main wall cabinet #1 dimensions are to be as noted above. Note that dimensions are I.D.
2000-0396	1	ACRYLIC SLIDING, Cabinet 1 Cabinet specified above is to have sliding acrylic doors.
2000-2051	1	CUSTOM CABINET, Cabinet 2 - Dimensions: 18.75H x 30.5W x 16.0D - Location: Upper Rear Main Wall Main wall cabinet #2 dimensions are to be as noted above. Note that dimensions are I.D.
2000-0521	1	ACRYLIC SLIDING, Cabinet 2 Cabinet specified above is to have sliding 3/8" acrylic doors.
2900-0172	1	INTERIOR SHELVING, Cabinet 2 Install painted adjustable shelving in cabinet #2.
2000-2058	1	UPPER INHALATION CABINET - 12.75H x 40.75W x 16.0D Upper inhalation cabinet dimensions are to be as noted above. Note that dimensions are I.D.
2900-1102	1	ACRYLIC SLIDING DOORS, UPPER INHALATION CAB. Cabinet specified above is to have sliding 3/8" acrylic doors.
2900-0347	1	STANDARD S/W DISPOSAL, RECESSED IN ACTION AREA Install sharps and waste disposal in a metal container recessed into the inhalation counter top. Access to the waste receptacle shall be through a spring loaded door. The neck of the sharps container shall protrude through the top surface of the receptacle. Disposal of both containers shall be accessible by raising a hinged aluminum lid.
CURBSIDE CABINERY		
2000-0359	1	SQUAD BENCH WITH NO CUPS OR WELLS Provide storage under the squad bench lid/cushion(s). The area shall run where possible under the bench. The storage pan is to be fabricated from aluminum and painted to match the interior.
2000-0367	1	SQUAD BENCH END RESTRAINT, BOLSTER Install a standard HOPS bolster at the head end of the bench.
2000-0744	1	DOUBLE CUSHION SQUAD BENCH The squad bench cushion is to be two piece.
2000-0380	1	BENCH HOLD OPENS: GAS Install gas spring hold opens on squad bench lid.
2000-0381	1	BENCH HOLD-DOWN: PADDLE LATCHES (PAIR) Install recessed paddle latches into the squad bench riser to retain the squad bench lids in the closed

Option	QTY	Description
		position. The latches shall be both passive and positive.
2000-0382	1	BENCH CUSHION EDGE TRIM: Trim bench cushion edge with protective aluminum trim, to protect horizontal edge of squad bench cushion from tears.
2000-0383	1	BENCH BACK CUSHION: FULL SIZE Install full size bench backrest cushion.
2000-0516	1	S/W ON A TIP OUT DOOR, FORWARD BENCH Install a tip-out under the head of the squad bench facing the aisle. This door will house both sharps and waste containers. Containers are to be supplied by Horton. Paint cabinet to match interior.
2900-0052	2	BENCH CABINET, HINGED DOORS & O2 OUTLET Fabricate and install a bench ceiling cabinet above the squad bench with lift up Plexiglas doors. The forward portion is to include space for one O2 outlet.
2900-1130	2	SOUTHCO LATCH OVERHEAD BENCH CABINET Install stainless flush mount Southco pull latches on the bench ceiling cabinet.
2900-1135	4	SELF CLOSING HINGE FOR OVERHEAD BENCH CABINET The bench ceiling cabinet door(s) is/are to use self-closing style hinges.
2900-0136	1	PASS-THROUGH ACCESS, CURBSIDE REAR Provide I/O access into the curbside rear compartment per drawings.
2900-0400	1	CS REAR I/O ACCESS DOOR, HINGED ACRYLIC The compartment pass-through specified above is to have a 3/8" acrylic vertically hinged door.
2900-0404	1	CS REAR I/O DOOR HINGE, SELF CLOSING STYLE The curbside rear I/O door is to use self-closing style hinges.
2900-0405	1	CS REAR I/O DOOR LATCH, SOUTHCO SS
FRONT WALL CABINETRY		
2900-0073	1	FRONT WALL CABINET: FLAT ALUM PAINTED The front wall cabinet shall be arranged per drawing. Additional configuration information may follow. Cabinet interior is to be painted to match the interior cabinet color.
SR00088540	1	Invert bottom shelf so there is no lip
2900-1005	1	ACRYLIC HINGED DOORS, Upper front wall Cabinet specified above is to have two 3/8" acrylic vertically hinged doors.
2900-1022	2	SOUTHCO FLUSH SS PULL LATCH TOP FRONT WALL DOOR Install stainless flush mount Southco pull latches on the selected hinged doors on the upper front wall

Option	QTY	Description
		cabinet.
2900-1017	3	SELF CLOSING HINGES TOP FRONT WALL CABINET The upper front wall cabinet door(s) is/are to use self-closing style hinges.
2900-1038	1	ADJUSTABLE SHELF, UPPER FRONT WALL TOP CABINET Fab and install an adjustable aluminum shelf in the upper section of the front wall cabinet as noted. Shelf is to be painted to match the cabinet color.
2900-1039	1	FIXED SHELF FRONT WALL MIDDLE CABINET Fab and install a fixed aluminum shelf in the center section of the front wall cabinet as noted. Shelf is to be painted to match the cabinet color.
2900-1042	1	ADJUSTABLE SHELF, LOWER FRONT WALL CABINET Fab and install an adjustable aluminum shelf in the lower section of the front wall cabinet as noted. Shelf is to be painted to match the cabinet color.
2900-1012	1	ACRYLIC HINGED DOORS, Lower front wall Cabinet specified above is to have two 3/8" acrylic vertically hinged doors.
2900-1032	2	SOUTHCO SS PULL STYLE LATCH LOWER FRONT WALL DOOR Install stainless flush mount Southco pull latches on the selected hinged doors on the lower front wall cabinet.
2900-1021	3	SELF CLOSING HINGES LOWER FRONT WALL CABINET The lower front wall cabinet door(s) is/are to use self-closing style hinges.
SR00088538	1	Install a 2 glove box storage above the side entry door.
VISUAL WARNING		
3200-5015	2	M7 R/W SPLIT/CLEAR LENS - Wheel wells with red forward Install Whelen M7 series LED lights as noted. Lights to be red/white split with clear lenses. Lights to include chrome flanges and flash pattern programmability from the front control panel.
3000-5085	1	M9 White Clear Lens Front Center KKK Install a Whelen M9 series LED light centered on the front face of the body. Light is to be white with a clear lens. Light is to include a chrome flange and flash pattern programmability from the front control panel.
3000-5104	1	M7 Amber/Clear Lens Rear Center KKK Install a Whelen M7 series LED light centered on the rear face of the body above the rear doors. Light is to be amber with a clear lens. Light is to include a chrome flange and flash pattern programmability from the front control panel.
3000-5018	10	M9 RED/CLEAR LENS - Front body face, upper corners, 2 on street side, 2 curbside, 2 rear face outboard, 2 rear face window level

Option	QTY	Description
		Install Whelen M9 series LED lights as noted. Lights to be red with clear lenses. Lights to include chrome flanges and flash pattern programmability from the front control panel.
3300-5021	4	M9 R/W SPLIT/CLEAR LENS - Front face with two on each side of center KKK light Install Whelen M9 series LED lights as noted. Lights to be red/white split with clear lenses. Lights to include chrome flanges and flash pattern programmability from the front control panel.
SR00088541	1	Flash pattern for all warning lights will be alternating rapid double flash pattern
3000-1272	1	RED/CLEAR LENS 500 LED GRILLE, TOP Install (2) Whelen 500 Series red LEDs with clear lenses in the upper chassis grille. To include bezels where applicable.
3000-1287	1	RED/CLEAR LENS 500 TIR6 LED INT. LIGHTS Install (2) Whelen 500 TIR6 Series red LED lights with clear lenses on the chassis fenders. To include housings and weather proof plugs.
AUDIBLE WARNING		
3000-0172	1	SIREN, WHELEN 295SLSA1 - T1 - Wail T2 - Yelp T3 - Piercer Install a Whelen 295SLSA1 siren in the front console.
3000-1543	1	SPEAKERS, CAST PRODUCTS, F SERIES Install Cast Products siren speakers, applicable to Ford F-Series chassis, in the front bumper.
NON-EMERGENCY LIGHTING		
3000-0208	1	KKK SIDE BODY MARKER LIGHTS, M6 SERIES LED (PAIR) Install red Whelen M6 series LED turn/marker lights on each rear side of the module body. Lights provide module body night time side lighting visibility and turning signal indication. Lights do not flash with warning lights unless otherwise specified. Includes chrome flanges.
3000-0217	1	LED EXTERIOR COMPARTMENT LIGHTING Install full height LED strip lighting in all exterior compartments with the exception of any wheelwell compartments. Install vertical strips inside both sides of each compartment. The lights are to be directed toward the back of each compartment.
3000-0221	1	ROLLED ICC MARKER LIGHTS Install standard rolled marker lights along the upper corner post front and rear. Do not install in cases where there are already ICC marker lights installed on a specified lightbar.
3000-0224	1	RUNNING BOARD LIGHTS, WHELEN PAR 16 L.E.D. Install a pair of Whelen PAR 16 LED lamps with chrome flanges in the stainless steel stone guard above each running board, one per side. Wire to the chassis door switch and illuminate the step/running board.

Option	QTY	Description
3000-0240	1	M9 SERIES LED SCENE LIGHT, STREETSIDE FRONT Install a Whelen M9 LED side scene light with chrome flange on the upper streetside forward portion of the body.
3000-0741	1	M9 SERIES LED SCENE LIGHT, STREETSIDE REAR Install a Whelen M9 LED side scene light with chrome flange on the upper streetside rear portion of the body.
3000-0748	1	M9 SERIES LED SCENE LIGHT, CURBSIDE FRONT Install a Whelen M9 LED side scene light with chrome flange on the upper curbside forward portion of the body.
3000-0762	1	M9 SERIES LED SCENE LIGHT, CURBSIDE REAR Install a Whelen M9 L.E.D. side scene light with chrome flange on the upper curbside rear portion of the body.
3000-1633	1	LOAD LIGHTS, M9 SERIES LED Install two Whelen M9 LED load lights with chrome flanges above the rear body entry doors.
3000-0261	1	TAIL LIGHTS, M6 SERIES, VERTICAL MOUNT Install Whelen M6 series LED stop/tail, reverse, and turn signals. Install lights stacked vertically above the rear riser in the rear body panels to either side of the rear access doors. All lights to include chrome flanges.
ELECTRICAL		
3000-0018	1	ELECTRIC DOOR LOCKS COMPARTMENT EXTERIOR Install power activated door locks on all exterior compartment doors. Locks to be activated by a switch at each patient area access door. Locks may be overridden by a door key.
3000-0019	1	ELECTRIC DOOR LOCKS ACCESS DOORS INTERIOR Install power activated door locks on all patient area access doors. Locks to be activated by a switch at each patient area door. Locks may be overridden by a manual slide lever or by the door key.
3000-0022	1	ELECTRIC DOOR LOCKS WIRED TO OEM SWITCHES The specified power door locks are to be wired to the chassis OEM door lock switches.
3000-0020	1	ELECTRIC DOOR LOCKS CONCEALED IN GRILLE Install a concealed switch in the chassis grille to operate the power door lock circuit. Doors shall be wired to unlock only on this circuit.
3000-0282	1	ELECTRICAL SYSTEM Install the Intelliplex i4G electrical system. System is to include a USB port installed under the dash for ease of programming.
3000-0305	1	INPOWER BATTERY SWITCH, WITH WAKE BUTTON - 5 min. Install an Inpower electronic battery switch. Switch is to activate battery power through the vehicle

Spec Writer Kevin Westfall, Spec Designer Chris Haggy

Option	QTY	Description
		ignition and is to include an automatic shutdown timer to deactivate battery power after the ignition is turned off. To include a wake button installed on the front console to activate the electrical system without using the key.
3000-1540	1	PREWIRE, 1050CUL, ON DEMAND, Furnish wiring only to the designated electrical equipment location to power a Vanner 20-1050CUL inverter/charger. This inverter uses "On Demand" operation and no switch or wiring for a switch is installed. Charger to be wired off of the shoreline circuit. Inverter is not included in this option.
3000-0307	1	CHARGER/POWER SUPPLY, 45 AMP Install a 45 amp battery conditioner in the designated electrical equipment area. Conditioner to be wired to the batteries through the shoreline inlet.
3000-0310	2	110V INTERIOR OUTLET - 1 In Inhalation Area And 1 Front wall cabinet Install a 110V outlet(s) as noted.
3000-0549	3	INTERIOR 12VDC OUTLETS: CL TYPE/USB - 1 In Inhalation Area, 1 In Upper Front Wall Cabinet and 1 in the passenger side of console - upper vertical side Install a 12VDC cigarette style/USB outlet(s) as noted. Wire battery hot.
3000-1463	1	SHORELINE 1, 20A SUPER AUTO EJECT, WHITE Mount a Kussmaul Super Auto Eject 20 amp shoreline inlet in the standard location. Cover is to be white.
3000-1500	1	PD BOX LOCATION, LEFT HAND SIDE, SS INT. COMPARTMENT Install the power distribution panel on the left hand side of the streetside intermediate compartment. Close off this area from the remainder of the compartment.
3000-0324	1	SHORELINE INDICATOR 1: Install an indicator pilot light to show power to A.C. circuits and presence of activated primary shoreline.
3000-0327	1	EXTRA 12VDC CIRCUIT BREAKER: INTERMEDIATE COMPT An extra circuit breaker shall be installed in the streetside intermediate compartment.
3000-0332	1	REPORT LIGHT, LED Install a 12" LED report light on the action wall to light the counter area.
3000-0344	1	STEP WELL LIGHT VISTA LED Install a 10.5" LED Vista light strip in the standard location on the bench side of the step well. Light to activate with door open.
3000-0346	1	2.5" CAB CEILING LIGHTS, WHITE/RED LED Install (2) combination white/red LED dome lights in the cab headliner. Locate one light over the driver and one light over the passenger. Wire to a switch in the front control panel and provide 'OFF', 'CLEAR' and 'RED' selections.

Option	QTY	Description
3000-0359	7	PATIENT CEILING DOME LIGHTS WHELEN LED Install Whelen 80C0EHCR LED dome lights in the patient area ceiling. The lights will have a high/low feature with the switch in the rear control panel.
3000-0525	1	3 SWITCH PANEL REAR DOOR PANEL Install an i4G 3-switch control panel on the right rear entry door panel.
3000-5042	1	DUMP OVERRIDE, i4G, REAR DOOR PANEL Install the dump override switch in the panel selected for the right rear entry door inner panel.
3000-0526	1	3 SWITCH PANEL SIDE ACCESS DOOR Install an i4G 3-switch control panel on the side entry door panel.
3000-2104	1	TIMER, DOME LIGHTS, SIDE ACCESS DOOR Install an electronic momentary touch timer switch in the specified i4g switch panel on the side access door panel. The switch will enable time limited operation of the specified dome lights with the battery switch in the 'off' position. Set timer to 15 minutes.
3000-0007	1	BACKUP ALARM RESET, MOMENTARY Install a back-up alarm and provide a momentary backup alarm reset button on the front console.
3000-0031	1	CAMERA LOCATION: OVER REAR DOORS, EXTERIOR The integrated camera system noted is to include a camera installed over the rear doors on the vehicle exterior for use in reverse.
SR00088534	1	Install a pre-wire for a power load cot.
PROGRAMMING		
6000-0001	1	LIGHT PROGRAMMING: SIDE REAR SCENE The side rear scene lights shall be wired to transmission reverse, plus standard mode of operation.
6000-0002	1	LIGHT PROGRAMMING: RIGHT SIDE SCENE The right side scene lights shall come "on" when the side patient door is opened.
6000-0003	1	LIGHT PROGRAMMING: LOAD LIGHT Program the rear load lights to activate with transmission reverse plus the standard mode of operation.
6000-0018	1	WHITE LIGHT CUTOFF SWITCH Provide a switch in the front control panel to deactivate all forward facing white lights. This includes wig wag flashers if ordered.
6000-0006	1	PROGRAMMING: AUDIBLE LOW VOLTAGE ALARM Program an audible alarm to activate if the voltage drops below 11.8 volts for 120 seconds.
6000-0007	1	LIGHT PROGRAMMING: PARK BRAKE Program a warning to display on the front console readout advising to set the Parking Brake when the module disconnect switch is "ON" and the transmission is placed in "PARK" or "NEUTRAL". It will also advise to Disengage the Parking Brake should the vehicle be placed

Option	QTY	Description
		into gear.
HVAC		
3000-1616	1	COOLTECH I, F SERIES Install a Cool-Tech I 4-fan 100,000 BTU condenser in the recessed pocket in the roof of the body.
3000-4027	1	12V HVAC, ATTENDANT'S SEAT Install a ProAir Pre-charged 12V heat/AC system with brushless motor below the attendant seat.
3000-0427	1	NFPA COMPLIANT VENTING, CAST Install an NFPA style venting system to include a 400cfm exhaust fan along with a static vent. Install 9.5" square polished covers on both vents per drawings.
RADIO		
3000-0432	1	ANTENNA COAX 1 - Start: Cab Console, End: Front Center of Mod Roof An RG 58U coax shall be installed terminating as noted above.
3000-0608	1	ANTENNA COAX 2 - Start: Inhalation Wall, End: Center of Mod Roof An RG 58U coax shall be installed terminating as noted above.
1000-0411	1	CONSOLE, SCORPION, W/MAP STORAGE, F SERIES Fabricate and install an aluminum cab console and spray with black Scorpion material. Console is to include three (3) map/book slots at the rear of the console.
SR00088536	1	Recess the front control panel into the console face plate.
1000-0179	1	CUP HOLDERS, 2-TIER Install two (2) two-tier style cup holders recessed into the console.
3000-5157	1	POWER TERMINAL, DUAL, INSIDE CONSOLE Install three (3) 10 gauge 30 amp cables to positive and ground studs for radio power. Wire one constant hot, one battery switched, and the third as a ground.
3000-5160	1	POWER TERMINAL, DUAL, INHALATION PANEL Install three (3) 10 gauge 30 amp cables to positive and ground studs for radio power. Wire one constant hot, one battery switched, and the third as a ground.
OXYGEN		
4000-0001	1	O2 MOUNT, VERT TRACK FOR QRM-V Vertical track for mounting of a QRM-V O2 bottle mount shall be welded on the back wall of the streetside forward compartment in the right hand corner. Bracket will be set up for an 'M' sized bottle.

Option	QTY	Description
4000-0018	1	O2 BOTTLE, BRACKET QRM-V Install a Zico QRM-V oxygen bracket for 'M' bottle. Locate in the streetside forward compartment.
4000-0019	1	OXYGEN ACCESS Provide access to the oxygen cylinder valve through the wall as depicted on the drawings. The door shall be hinged so that it swings into the oxygen cylinder storage compartment. Door material is to match other selected cabinet doors. The opening shall be 7" wide x 11" high and trimmed with anodized aluminum.
4000-0022	3	O2 OUTLET, OHIO MEDICAL - 1 in the inhalation panel, 1 forward end of bench and 1 in the ceiling above chest of cot Install O2 outlets per instructions above. Outlets to be Ohio Medical style.
4000-0025	1	OXYGEN WRENCH Install oxygen wrench in oxygen compartment. Mount securely to wall. Mount with length of chain or cable to allow for use without being removed from the compartment.
4000-0179	1	ASPIRATOR, SSCOR, INHALATION AREA Install an SSCOR aspirator. The system shall include a wall mounted regulator and a canister holder. Plumb to the selected pump.
4000-0184	1	VACUUM PUMP CFP #107CDC20 Install a CFP #107CDC20 12vdc electric suction pump.
CERTIFICATIONS		
7000-0001	1	KKK-A-1822F CERTIFICATION LABEL The vehicle shall have weight/payload, electrical load and KKK-A-1822F certification stickers installed in the O2 compartment.

STOCK UNIT

19645

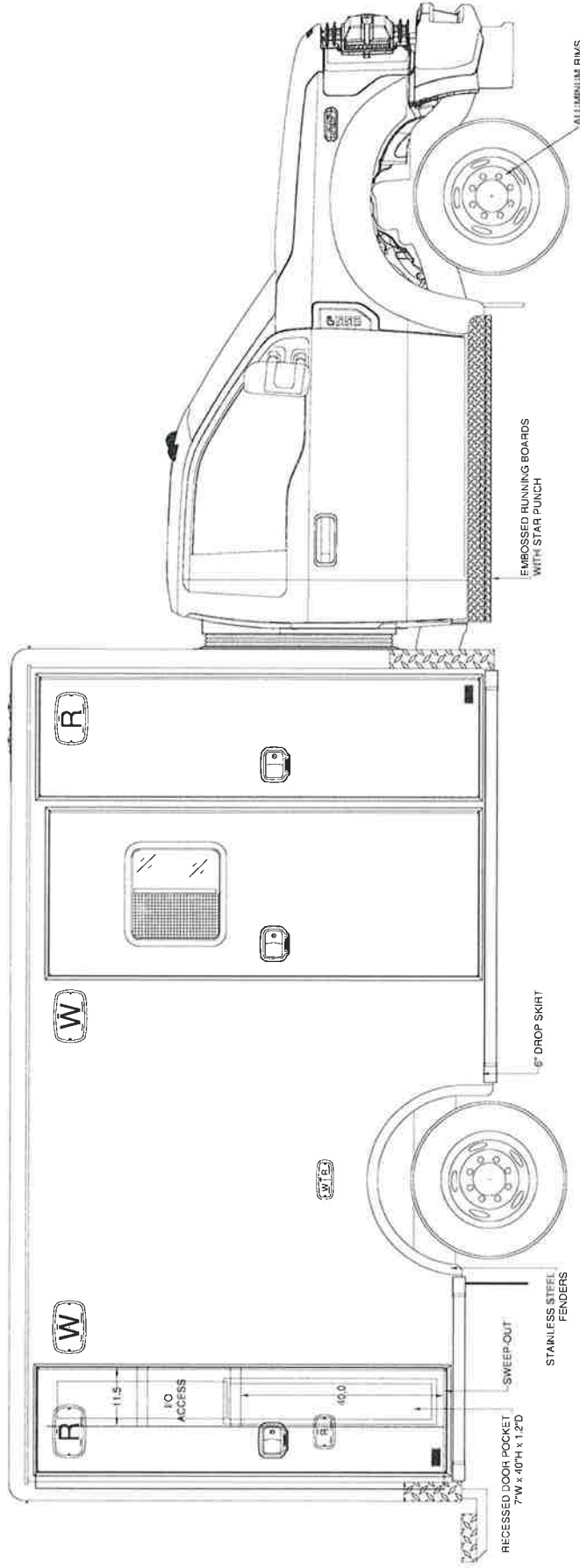
REV.

3/23/23



DRAWN BY: CMH

603 CRAWL THROUGH FORD CHASSIS



COMPT	INSIDE WIDTH	INSIDE HEIGHT	INSIDE DEPTH	CLEAR OPENING WIDTH	CLEAR OPENING HEIGHT
CS REAR	23.70	80.13	20.36	19.09	79.16
CS FWD				22.12	85.16

NOTE: DRAWINGS ARE FOR GRAPHICAL REPRESENTATION ONLY. DIMENSIONS ARE APPROXIMATE & MAY VARY DURING CONSTRUCTION.

SPECIFICATION DRAWING

STOCK UNIT

19645

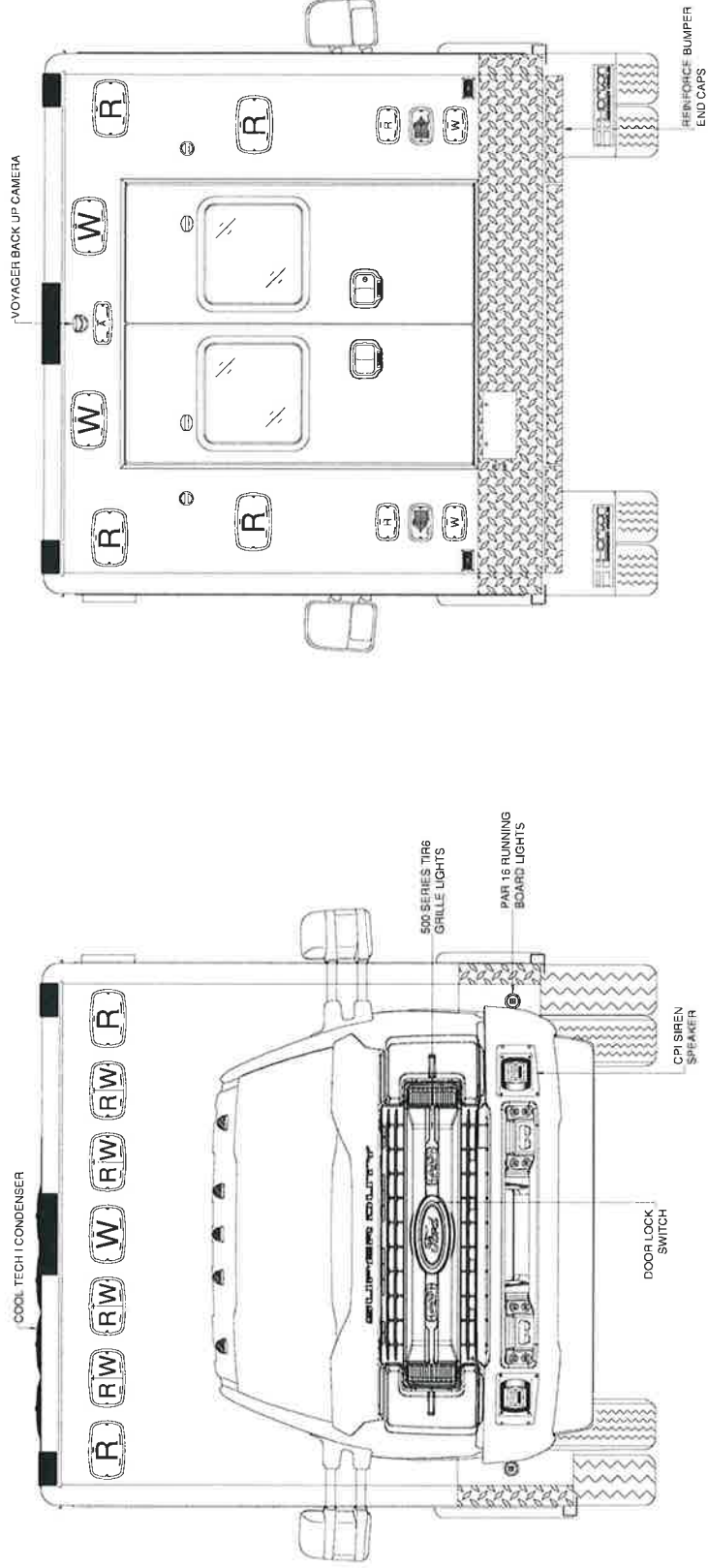
REV.

3/23/23



DRAWN BY: CMH

603 CRAWL THROUGH FORD CHASSIS



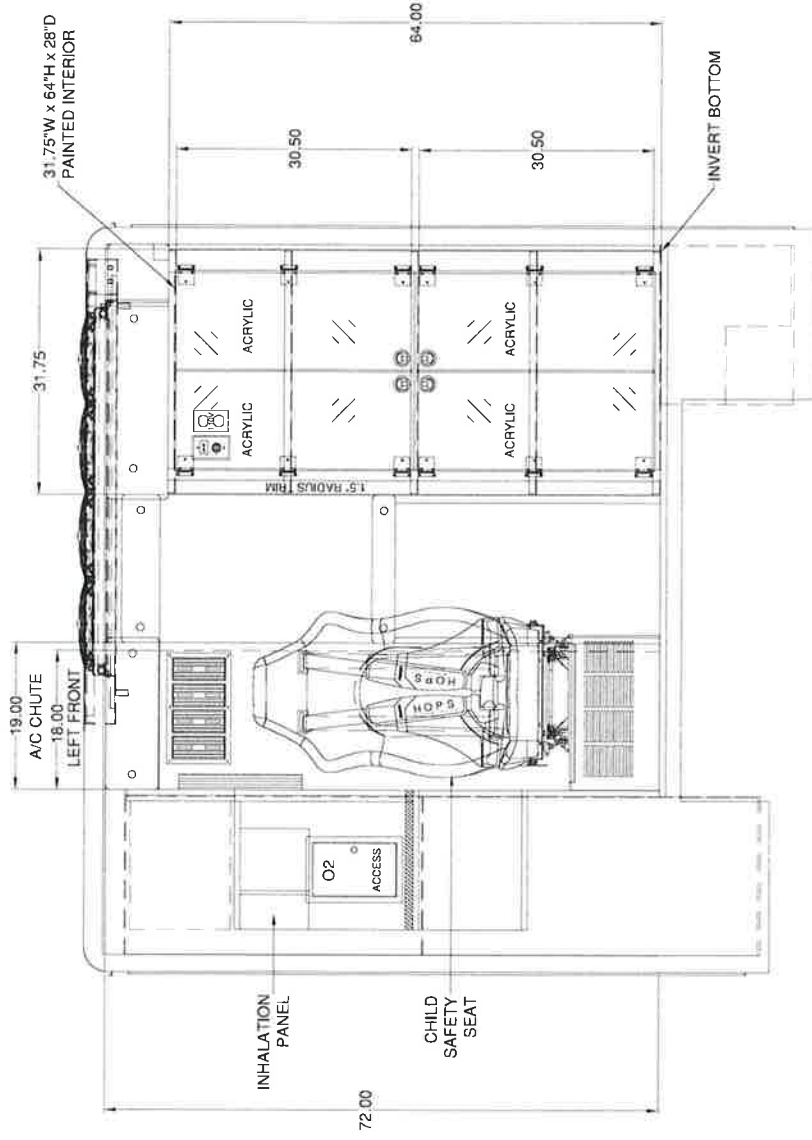
SPECIFICATION DRAWING

NOTE: DRAWINGS ARE FOR GRAPHICAL REPRESENTATION ONLY
DIMENSIONS ARE APPROXIMATE & MAY VARY DURING CONSTRUCTION

STOCK UNIT

19645

603 CRAWL THROUGH
FORD CHASSIS



SPECIFICATION DRAWING

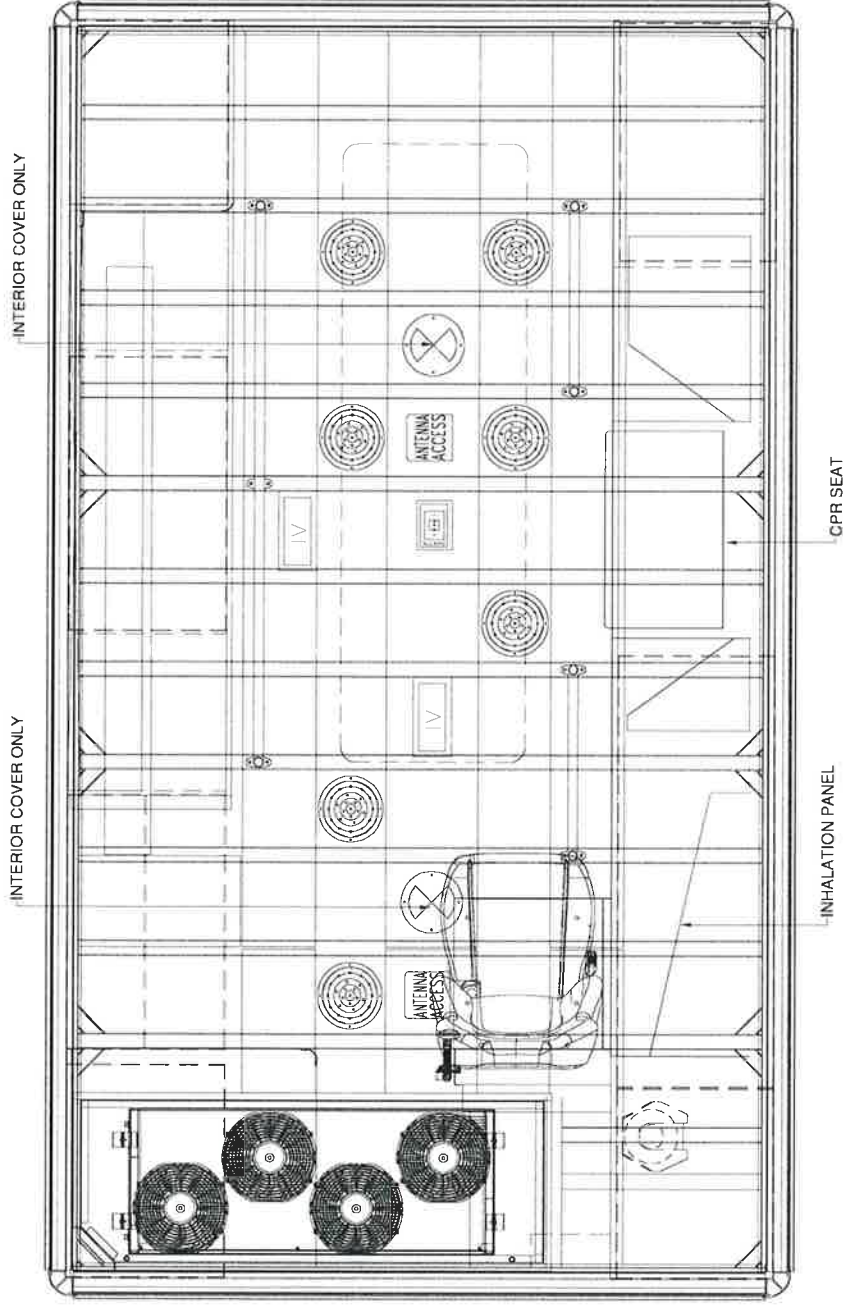
NOTE: DRAWINGS ARE FOR GRAPHICAL REPRESENTATION ONLY
DIMENSIONS ARE APPROXIMATE & MAY VARY DURING CONSTRUCTION

STOCK UNIT

19645

 **REV.**
DRAWN BY: CMH
3/23/20

603 CRAWL THROUGH
FORD CHASSIS



SPECIFICATION DRAWING

NOTE: DRAWINGS ARE FOR GRAPHICAL
REPRESENTATION ONLY
DIMENSIONS ARE APPROXIMATE & MAY VARY
DURING CONSTRUCTION

STOCK UNIT

19645

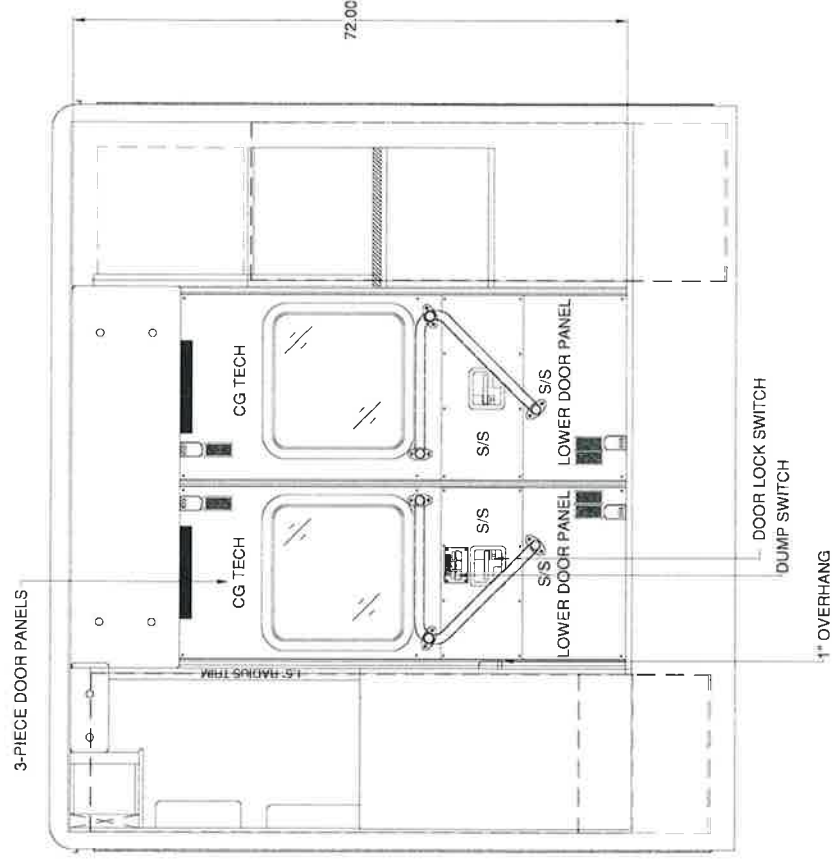
REV.

3/24/20



DRAWN BY: CMH

603 CRAWL THROUGH
FORD CHASSIS



NOTE: DRAWINGS ARE FOR GRAPHICAL
REPRESENTATION ONLY
DIMENSIONS ARE APPROXIMATE & MAY VARY
DURING CONSTRUCTION

SPECIFICATION DRAWING

STOCK UNIT

19645

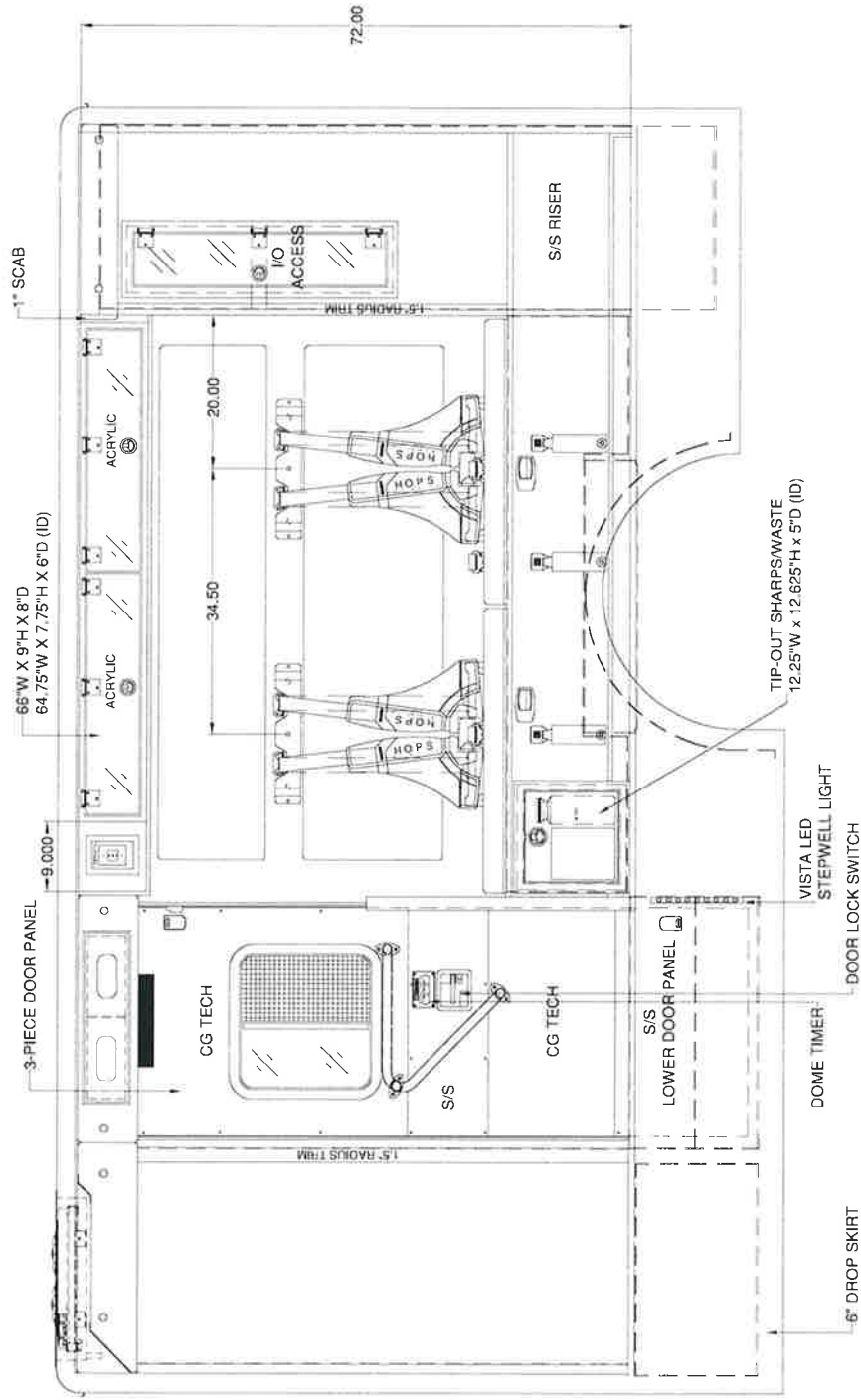


REV.

3/24/20

DRAWN BY: CMH

603 CRAWL THROUGH FORD CHASSIS



SPECIFICATION DRAWING

NOTE: DRAWINGS ARE FOR GRAPHICAL REPRESENTATION ONLY. DIMENSIONS ARE APPROXIMATE & MAY VARY DURING CONSTRUCTION.

STOCK UNIT

19645

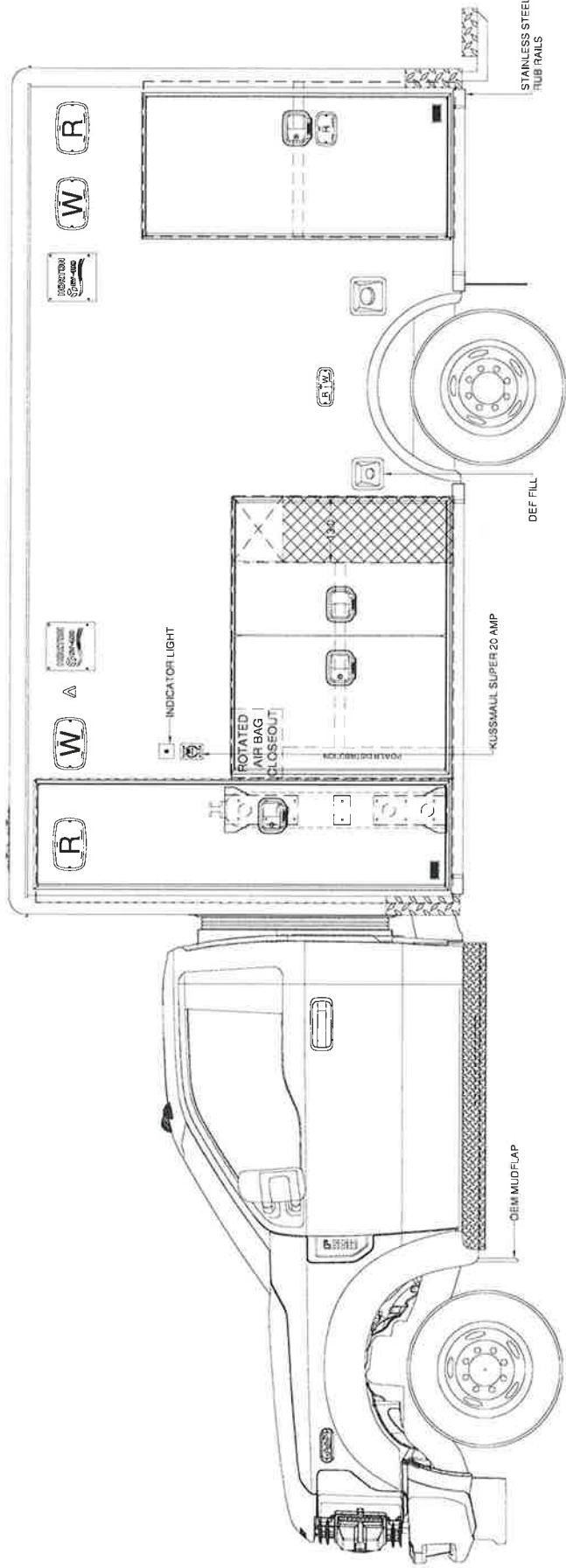
REV.

3/23/20



DRAWN BY: CMH

603 CRAWL THROUGH FORD CHASSIS



COMP.	INSIDE WIDTH	INSIDE HEIGHT	INSIDE DEPTH	CLEAR OPENING WIDTH	CLEAR OPENING HEIGHT
SS FWD	24.25	82.13	20.36	18.74	79.16
SS INT	55.50	43.50	20.36	51.80	40.37
SS REAR	30.63	61.50	20.36	26.09	58.37

NOTE: DRAWINGS ARE FOR GRAPHICAL REPRESENTATION ONLY
DIMENSIONS ARE APPROXIMATE & MAY VARY DURING CONSTRUCTION

SPECIFICATION DRAWING

STOCK UNIT

19645

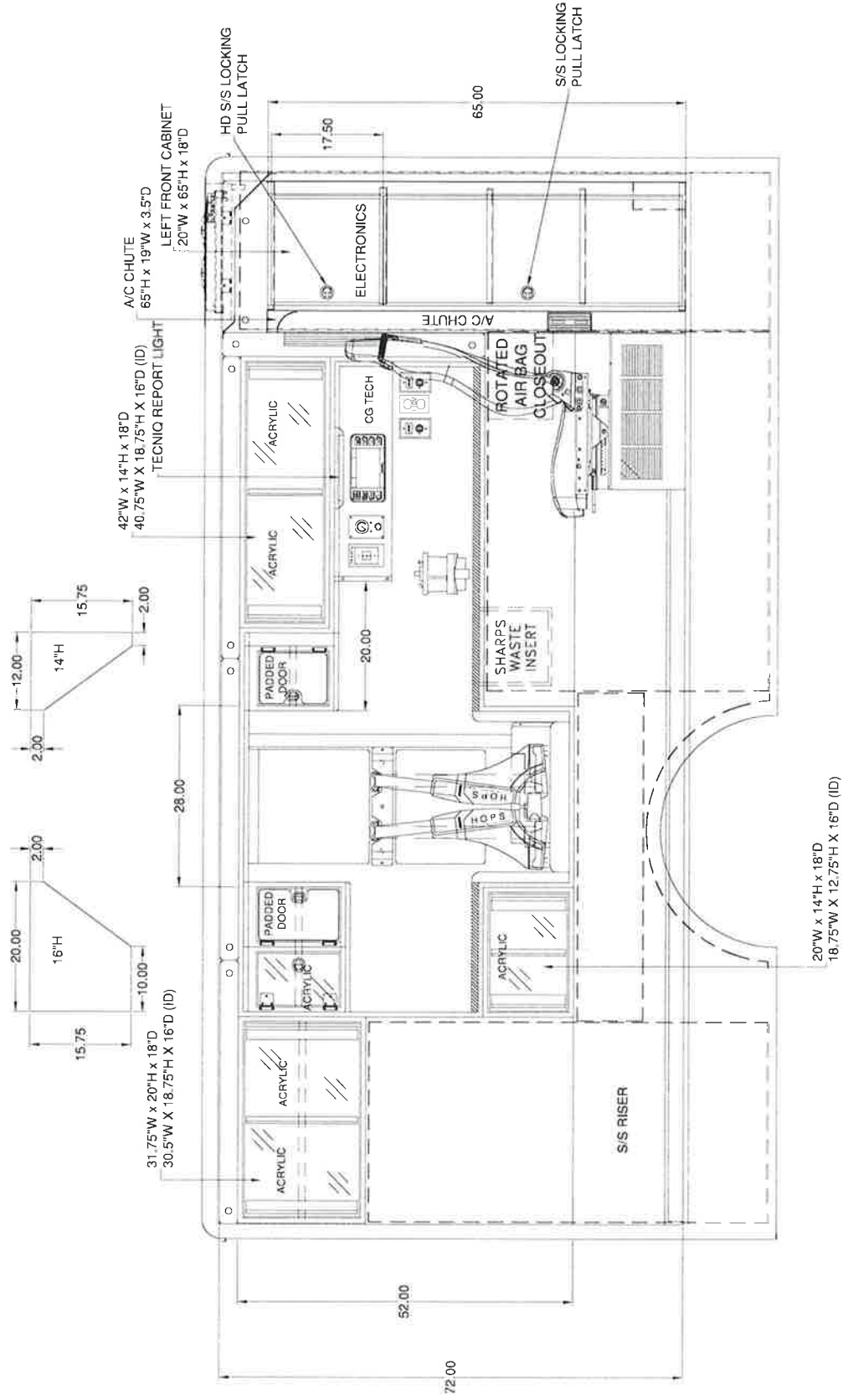


REV.

DRAWN BY: CMH

3/24/23

603 CRAWL THROUGH FORD CHASSIS



SPECIFICATION DRAWING

NOTE: DRAWINGS ARE FOR GRAPHICAL REPRESENTATION ONLY. DIMENSIONS ARE APPROXIMATE & MAY VARY DURING CONSTRUCTION.

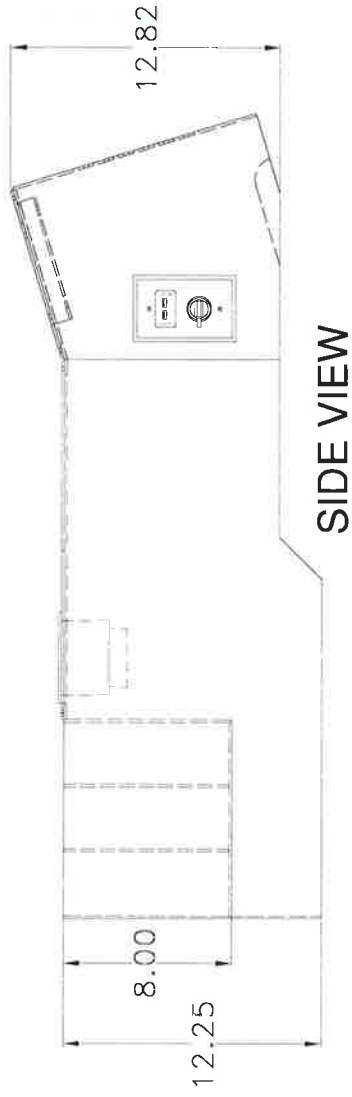
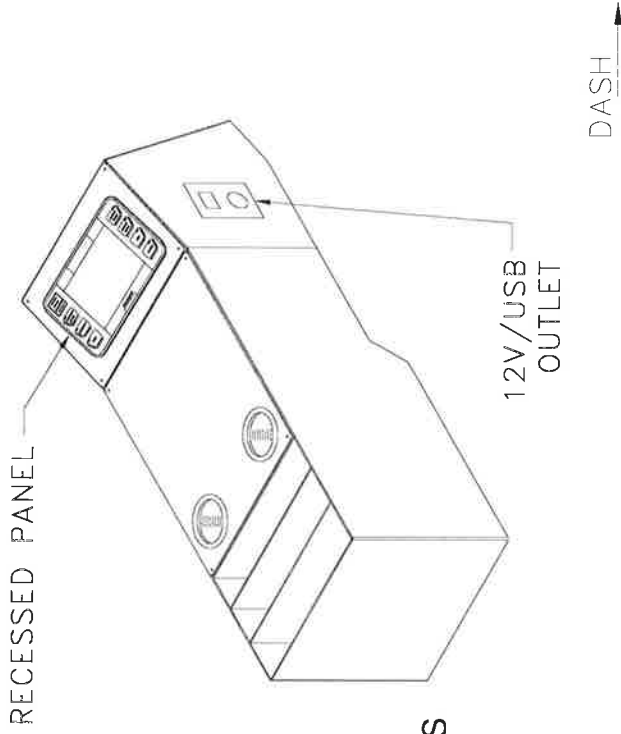
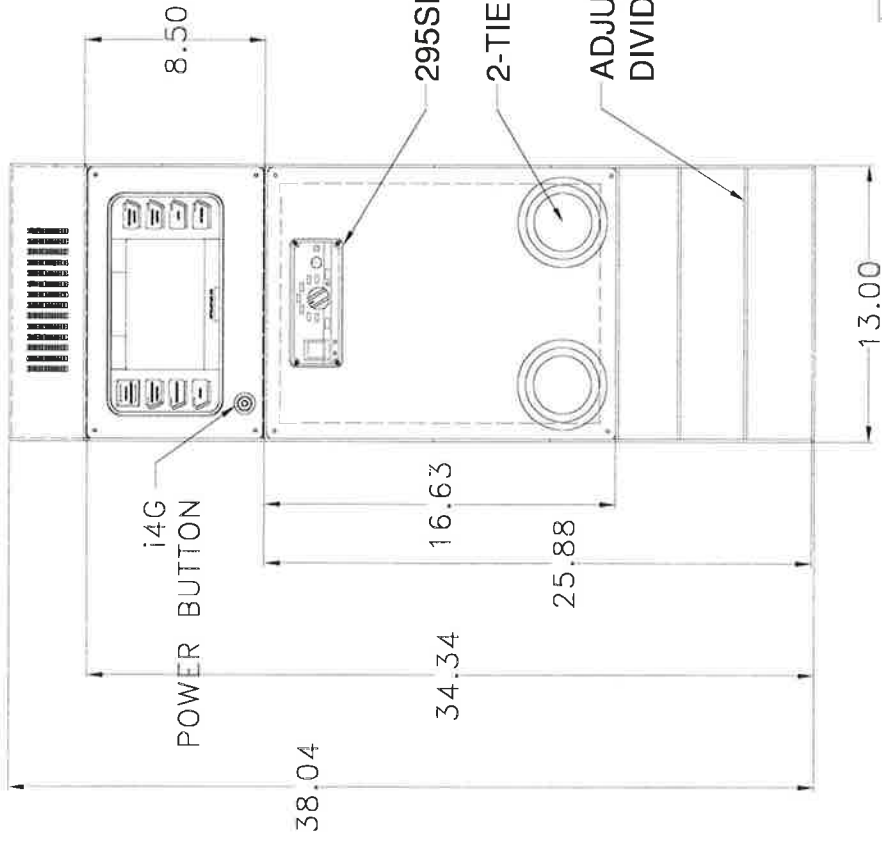
STOCK UNIT

19645

REVISIONS	
REV	DESCRIPTION
	CONSOLE DRAWING
	DATE
	3/23/20

DRAWN BY: DMH

FORD F-450 & F-550 STD CONSOLE i4G BLACK LINE-X COATED



TOP VIEW

SPECIFICATION DRAWING



**THE
MUSCOGEE (CREEK) NATION**

DAVID HILL
PRINCIPAL CHIEF
DEL BEAVER
SECOND CHIEF

Muscogee (Creek) Nation Tribal Construction submits the following proposal on the referenced project.

Details:

Charging Equipment - Provide and install two (2) each Level Three BTCPower Dual Port Charging Station Charging capacity up to 50kW per port
CHAdEMO and SAE J1772 Combo (CCS) connectors

15" touchscreen color display

Integrated ADA compliant cable retractor

Dome Light Concrete pedestal foundation.

**This is stand-alone equipment without networking capability.

Electrical Service - Provide materials and labor for two (2) each 3 pole 100A 277/480v breaker for charging equipment

Two (2) each industrial type weatherproof lighting fixtures.

**Assuming site currently has adequate power supply for additional load required by the EV equipment and lighting.

Canopy - Provide and install 122' X 20' X 10' min. height steel canopy. Canopy frame is constructed of structural steel columns and beams, roof purlins, pre-finished roof panels, trim, gutter, downspouts and soffit panels. Furnish material and labor to install concrete foundations. Includes design, canopy and foundation engineering and PE stamp.

Misc. - Furnish material and labor for EV Charging specific pavement markings, including EV space stencil, lines, cross-hatching, signs and posts for two spaces. Furnish material and labor for concrete sidewalk infill at island and four (4) each steel pipe bollards for equipment protection. Furnish material and labor for sod replacement at areas disturbed by construction. Furnish material and labor to paint canopy columns and bollards. Landscaping, Landscape Design, and sprinkler may be included.

Excludes: Permits, liquidated damages, any equipment, material, labor or service not specifically noted above.

The project shall be provided for the following amount: Base Bid \$ 214,173.50
Total \$ 214,173.50



Electrical Requirements

- All electrical equipment to be installed near EV charge stations
- Level 2 chargers to tie into 2 – 2 pole 50A 208/120 or 240/120v breakers
- Level 3 Chargers to tie into 1 – 3 pole 100A 277/480v breaker

Level 2 Dual Port Charging Station

- Charging capacity up to 9.6 kW per port (2 vehicles)
- Smart charging capabilities (Load Management, Plug 'n' Charge) with ISO 15118
- Available as un-networked, Wi-Fi, or cellular (3G/4G)
- Connection to Innogy IT-backend via mobile network and remote monitoring of charging sessions and device status
- Access control via smartphone app, RFID, Plug & Charge
- 7" color, high brightness display
- Integrated ADA compliant cable retractor

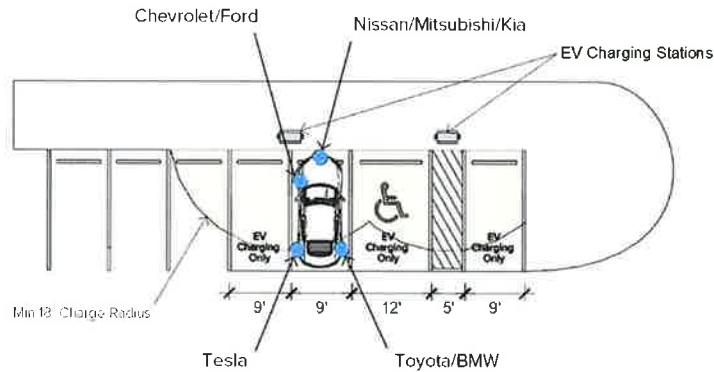


Level 3 Dual Port Charging Station – 50kW

- Charging capacity up to 50kW per port
- CHAdeMO and SAE J1772 Combo (CCS) connectors
- Smart charging capabilities (Load Management, Plug 'n' Charge) with ISO 15118
- Available as un-networked, Wi-Fi, or cellular (3G/4G)
- Connection to Innogy IT-backend via mobile network and remote monitoring of charging sessions and device status
- Access control via smartphone app, RFID, Plug & Charge
- 15" touchscreen color display
- Integrated ADA compliant cable retractor
- Dome Light



Final striping layout determined at site



Payment Terms

A breakdown of payment terms per charger is shown below. All items denoted in the Post-Sale Recurring Fees table are included in the price during the first 1 (one) years of operation. The "Point of Sale" transaction fees described below are not included in the sale price and will be borne by you (and serviced by WorldPay , or any other provider you accept). After the term, the Post-Sale Recurring Fees will take effect pursuant to a separate O&M Agreement. Under no circumstances are you obligated to use Francis Electric Vehicle Charging for your O&M services, but the below will serve as a good benchmark for the operating costs of the charging system's post-sale term.

Level 2 - Dual Port – Individual

LEVEL 2 DUAL PORT RETRACTOR

Retail Price: **\$6,000**

Credit Card "Point of Sale" transaction fees per charger station use (not covered during the lease term):

- Variable Interchange Cost (Visa, MC, Amex, Discover) payable per transaction (.05% to 2.95%)
- Transaction Fee: \$0.15/transaction (fixed), serviced by WorldPay
- Network Security/Encryption (Required): \$17.95/month (fixed), serviced by WorldPay



Post- Lease Recurring Fees - Level 2 (per year)

	Level 2 O&M Fee (Per Service Territory)	Cellular Data (Per Charger)	Network & Controls Fee (Per Charger)	Total For 1st Level 2 Charger	Total Per Additional Level 2 Charger	Individual Transaction Fees
Per Year	\$885*	\$144	\$360**	\$1,389	\$694	See Above

*O&M fees will be reduced based on total number of EV charging stations of a similar class installed throughout your service territory(MCN). As an example, if there are five (5) Level 2 charging stations in your service territory at the end of the lease term, then your O&M Fee, including the Cellular Data and Network and Controls Fee, will be \$756 per Level 2 Charger per year. See O&M details page for complete description of inclusions.

** Network and controls fee provided by Francis EVC grants the owner unlimited remote capability to change the fee structure or to curtail the charger to avoid on-peak energy usage.

Level 3 - 50kW – Individual

LEVEL 3 DUAL PORT RETRACTOR

Retail Price: \$30,000

“Point of Sale” transaction fees per charger station use
(not covered during the lease term):

- Variable Interchange Cost (Visa, MC, Amex, Discover) payable per transaction (.05% to 2.95%)
- Transaction Fee: \$0.15/transaction (fixed), serviced by BTC
- Network Security/Encryption (Required): \$17.95/month (fixed), serviced by BTC/Innogy



Post- Lease Recurring Fees - Level 3 (per year)

	Level 3 O&M Fee (Per Service Territory)	Cellular Data (Per Charger)	Network & Controls Fee (Per Charger)	Total For 1st Level 3 Charger	Total Per Additional Level 3 Charger	Individual Transaction Fees
Per Year	\$1,685*	\$144	\$300**	\$2,129	\$1,074	See Above

*O&M fees will be reduced based on total number of EV charging stations of a similar class installed throughout your service territory. As an example, if there are five (5) Level 3 charging stations in your service territory at the end of the lease term, then your O&M Fee, including the Cellular Data and Network and Controls Fee, will be \$1,285 per Level 3 Charger per year. See O&M details page for complete description of inclusions.

** Network and controls fee provided by Francis EVC grants the owner unlimited remote capability to change the fee structure or to curtail the charger to avoid on-peak energy usage.

O&M Details

Operations and Maintenance support is performed by BTCPower factory-authorized service personnel. All BTCPower-certified personnel must undergo in-person training at BTCPower's factory in Santa Ana, California. O&M support requires the usage of proprietary tools, and BTCPower requires all O&M providers to stock a backlog of service parts to ensure minimal Charger downtimes. Regular and Emergency maintenance includes the following:

Inspections

Performed 2x/year at 6 months and 12 months (and/or immediately prior to System turn-over)

1. Check modem antenna
2. If required, install antenna wire and top hat
3. Check 100 amp fuses
(Note: Be sure that new label is installed showing "Use Only 100 Amp Fuse".)
4. Check MCU Board and date firmware.
5. Ensure backlight wires have RTV potting.
6. Check E-Stop rewire
7. Check thermal sensor
8. Check electrical filter ground wire
9. Ensure all filter caps are installed, add as needed
10. Input breaker set to the max time and current setting
11. Check torque/tightness/power supply voltages on all high voltage lines
12. Perform all other inspections necessary for the performance of the System.

Functional Testing

Performed 1x year, or as needed

1. Test RFID Reader
2. Test credit card or network reader
3. Verify E-Stop function
4. Test remote start
5. Test door switches
6. Perform SAE or ChaDeMo charge test
7. Perform all other functionality testing necessary for the performance of the System.

Maintenance

Performed 2x/year at 6 months and 12 months (and/or immediately prior to System turn-over)

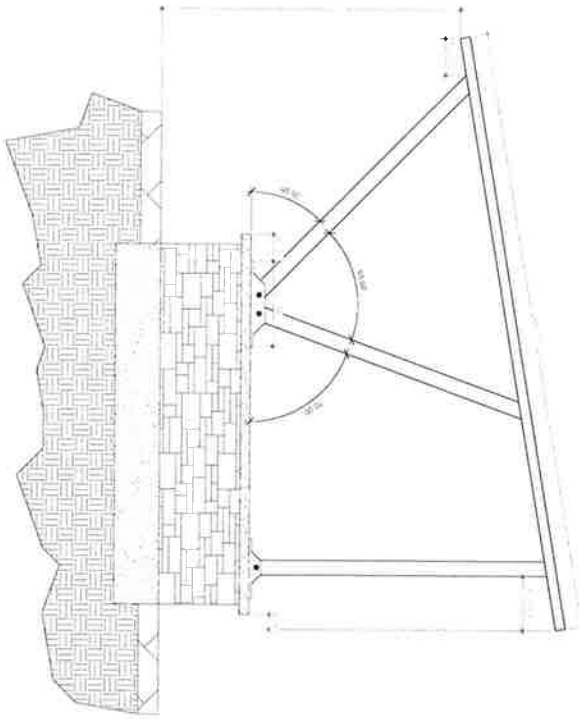
1. Check charger branding
2. Remove worn side decals and replace
3. Inspect exterior of machine for any problems.
If needed, clean, paint or repair.
4. Inspect SAE and ChaDeMo cables for any damage
5. Test Start/Stop buttons using meter
6. Clean interior and exterior of machine
7. Inspect light over the screen, repair as needed
8. Clean air input filters
9. Inspect, repair and align cord retractors
10. Check cord for frays or other damage
11. Check for hoisting hole bolts or silicon fill
12. Perform all other System checks necessary for the performance of the System.

PC Settings / Updates

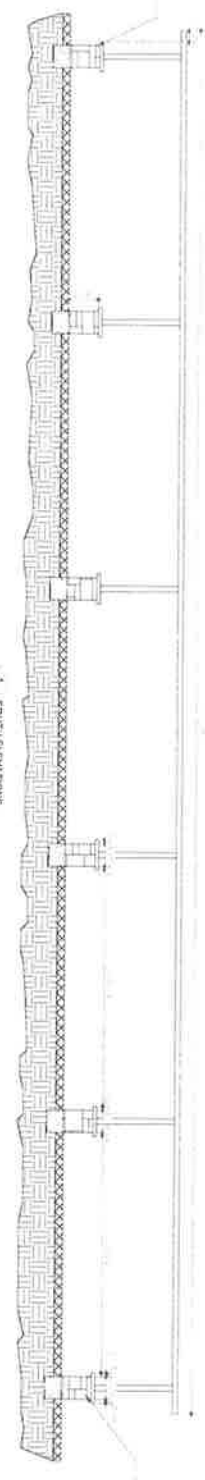
Performed 1x year, or as needed



1. Confirm date and time set to UTC time
2. Ensure Java & Team Viewer are set to "Never Update"
3. Confirm/Update BIOS to set up watchdog
4. Confirm ChaDeMo (or SAE) Setting for Payment

2 WEST ELEVATION
Scale: 1/2" = 1'-0"



1 SOUTH ELEVATIONS
Scale: 3/8" = 1'-0"



SHEET TITLE ELEVATIONS	AUTHOR Z RUSSELL	CLIENT MCN	REVISIONS	PHASE DESIGN DEVELOPMENT	MUSCOGEE (CREEK) NATION TRIBAL CONSTRUCTION SERVICES	
	CHECKER EMERSON	ISSUE DATE 01/02/2020		MCN ELECTRICAL CHARGING STATION OKMULGEE, OK		
SHEET NUMBER S101		PROJ NUMBER 19-0053				

